



RENWICK, JAJNESWAR & CO. (BD) LTD.
KUSHTIA

Dear Shareholders,

We are pleased to furnish the half-yearly un-audited financial statement for the period from 1st July 2015 to 31st December 2015 for your kind information

Balance Sheet (un-audited) as at 31st December-2015 (Figure-Lac)

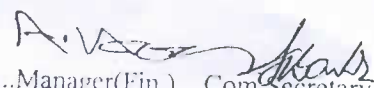
Particulars	31 st Dec-15	30 th June-2015
Application of Fund :-		
Assets:		
Fixed Assets (W.D.V)	464.00	467.00
Long-Term Investment, Loan & Advance	-	-
long-Term prepayment & deferred Cost	-	-
Total Fixed Assets	464.00	467.00
Current Asset	4,033.77	4,460.13
Total Assets	4,497.77	4,927.13
Source of Fund :-		
Shareholder Fund :		
Share Capital	200.00	200.00
Retained Earning	(784.32)	(814.91)
Total Shareholder Equity	(584.32)	(614.91)
Reserve Fund	1,008.61	1,008.61
Long-Term Liabilities	676.85	690.66
Current Liabilities	3,396.63	3,842.77
Total	4,497.77	4,927.13

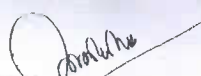
Profit & Loss Account (Un-audited)

For the 2nd Quarter ended 31st December- 2015


(Figure-Lac)

Particulars	July,15 to December,15	July,14 to December,14	October,15 to December,15	October,14 to December,14
Turnover & Other Income	679.20	689.30	439.10	430.14
Cost & Expenses:				
Cost of Goods Sold	593.28	583.28	387.11	358.87
Administrative Expenses	28.60	29.52	12.40	13.97
Selling & Distribution Expenses	3.63	3.50	2.47	2.05
Depreciation	6.00	6.00	3.00	3.00
Interest Expenses	6.90	6.90	3.45	3.45
Total:	638.41	629.20	408.43	381.34
Operating Profit(loss)	40.79	60.10	30.67	48.80
Less :WPP & WF	0.00	0.00	0.00	0.00
Net Profit before Income Tax	40.79	60.10	30.67	48.80
Less: Provision for Income Tax	10.20	16.52	7.67	13.42
Net Profit/(Loss)	30.59	43.58	23.00	35.38
Earning Per Share(Share – 2000000)	1.53	2.18	1.15	1.77


Gen..Manager(Fin.) Com.Secretary


Managing Director


Director


Chairman

Cash-Flow Statement (Un-audited)
As on 2nd Quarter ended 31st December-15


(Figure -Lac)

Particulars	2 nd Quarter ended 31 st Dec-15	2 nd Quarter ended 31 st Dec-14
Cash Flow from Operating Activities:		
Collection from turnover & other income	1,059.12	1,173.73
Payment for Cost & Expenses	1,077.20	1,126.55
Income Tax Paid or Deduction	0.00	(38.50)
Total	(18.08)	8.68
Cash Flow from Investing Activities:		
Acquisition of Fixed Assets	-	0.00
Acquisition of Long-Term Assets		
Sale proceed of Long-Term Assets		
Total	0.00	0.00
Cash Flow from Financing Activities:		
Income of Sale at per/Premium	-	
Loan Received	-	
Loan Repaid	-	
Dividend Paid	-	
Total	0.00	0.00
Net Cash Inflow for the preoid	(18.08)	8.68
Opening Cash & Bank Balance	39.83	38.50
Closing Cash & Bank Balance	21.75	47.18


Statement of Changes in Equity (Un-audited) to 31st December- 2015

Figure Lac


Particulars	Share Capital(Tk.)	Retained Earning(Tk.)	Total
At 1st July 2015	20,000,000.00	(81,491,168.34)	(61,491,168.34)
Net Profit(loss)-1st july-15 to 31 st December-15		3,059,000.00	3,059,000.00
At 31 st July 15 to 30 September 2015	20,000,000.00	(80,681,168.34)	(60,681,168.34)
At 31 st July 15 to 31st December-15	20,000,000.00	(78,917,098.88)	(58,917,098.88)
At 31 st July 14 to 31 st December-14	20,000,000.00	(78,917,291.88)	(58,917,291.88)


Gen..Manager(Fin.)


Com.Secretary


Managing Director


Director


Chairman

RENWICK, JAJNESWAR & CO. (BD) LTD.

KUSHTIA

1. Selected explanatory notes :

These financial statements have been prepared as per accounting policies as adopted in the preparation of financial statements. This interim financial report for period ended 31st December 2015. Includes only those selected explanatory notes as were deemed appropriate for better understanding of (un-audited) financial statements.

2. Presentation of financial statements and basis of accounting:

The financial statements have been prepared in accordance with generally accepted accounting principles under "Historical Cost convention" and after compliance with Bangladesh Financial Reporting Standards (BFRS) & Bangladesh Accounting Standards (BASs) adopted by the Institute of Chartered Accountants of Bangladesh (ICAB) , the Companies Act 1994, The Bangladesh Securities and Exchange Rules 1987 and other applicable Laws and Regulations.

3. Depreciation :

Fixed assets have been depreciated on Straight Line Method on original cost of fixed assets.

Fixed Assets as on 30.06.2015	470,00,000.00
Less - Deprecation (for the reported period)	6, 00,000.00
Balance (W.D.V) As on 31.12.2015	464,00,000.00

3. Valuation of Inventories :

Inventories comprise of raw material , semi - finished goods, finished goods, store and spares Agency Back crushers spares, crushers spares lying with Agents. They are valued at the lower of cost and Net Realizable Value (NVR).

RENWICK, JAJNESWAR & CO. (BD) LTD.
KUSHTIA

Figure Lac

A.	Current Liabilities		
1	Dividend		18.73
2	Liabilities For Goods		300.23
3	Liabilities for Expenses		49.63
4	Liabilities for other finance		39.73
5	Provision for Leave pay & Gratuity		749.41
6	BSFIC Current Account		1,622.00
7	Inter Project & Other		176.53
8	Provision for Income Tax		440.37
	Total		3,396.63
B.	Turn over & other income :		
1	Collection From Sugar Mills		1,045.12
2	Other Income		14.00
	Total		1,059.12
C.	Payment for Cost & Expenses :		
1	Salary & Wages		312.20
2	Direct Materials		298.00
3	Utility Bill		32.00
4	Vat & Tax		21.00
5	Suppliers Bill & others		414.00
	Total		1,077.20
D	Opening Bank Balance		38.94
	Opening Cash		0.89
	Total		39.83
E.	Closing Bank Balance		20.84
	Closing Cash		0.91
	Total		21.75
F.	Interest :		
	ADP Loan	4691000 × 5% =	234,550.00
	Other ADP Loan	16900000 × 5% =	845,000.00
		5023620 × 6% =	301,417.00
		For 12 Month	1,380,967.00
		For 6 Month	690,483.50

G.	Cost of goods sold as on 31/12/15	
1	Direct Materials	298.00
2	Salary & Wages	312.20
3	Repairs & Maintains	16.10
4	Fuel & Power	20.40
5	Insurance Premium	2.70
6	Stock Adjustment	(56.12)
	Total	593.28
H.	Administrative Expenses as on 31/12/15	
1	Welfare expenses	3.20
2	Printing & Stationeries	0.93
3	Traveling & Conveyance	6.20
4	Entertainment charges	0.42
5	Rent, Rates & Taxes	1.27
6	Professional & Legal Expenses	0.50
7	Bank Charge	0.40
8	Postage & Telephone	0.15
9	Advertisement & Publicity	2.00
10	Head Office Overhead charges	9.91
11	Books & Periodicals	0.12
12	Board Meeting & A.G.M	3.50
	Total	28.60



RENWICK, JAJNESWAR & CO. (BD) LTD. KUSHTIA

Particulars	1st July 2015 to 31st December 2015	1st July 2014 to 30th June 2015
Net assets Value (NAV) per share	-29.08	-30.61
	1st July 2015 to 31st December- 2015	1st July 2014 to 31st December- 2014
	-0.9	0.43
Net Operating Cash Flow Per Share		
Earning Per Share	1.53	2.18
 General Manager (Finance)		 Managing Director