

PRIVATE AND CONFIDENTIAL

Auditors Report on Financial Statement

Of

Rangpur Sugar Mills Limited

Mahimaganj, Gaibandha

For the year ended on June 30, 2019

RAHMAN MOSTAFA ALAM & CO.

Chartered Accountants

Paramount Heights,(7th Floor D2 & C1)

65/2/1,Box Culvert Road,

Purana Paltan ,Dhaka-1000,Bangladesh

Tel:02-9553449 .

Email: rmadhaka@gmail.com

web: www.rmabd.com

FAMES & R

Chartered Accountants

House # 424 (4th Floor),Road # 30

Mohakhali DHOD

Dhaka-1206, Bangladesh

Email:fames1622@gmail.com

Independent Auditors' Report

To the Shareholders of Rangpur Sugar Mills Limited
Report on the Audit of the Financial Statements

Qualified Opinion

We have audited the financial statements of Rangpur Sugar Mills Limited (the Company), which comprise the Statement of Financial Position as at June 30, 2019, Statement of Profit or Loss and Other Comprehensive Income, Statement of Changes in Equity and Statement of Cash Flows for the year then ended, and notes to the financial statements, including a summary of significant accounting policies and other explanatory information disclosed in notes 1 to 36 & Annexure-A to Q.

In our opinion, except for the effect of the matter described in the basis for Qualified opinion section of our report the accompanying financial statements present fairly, in all material respects, the financial position of the company as at June 30, 2019, and its financial performance and its cash flows for the year then ended in accordance with International Financial Reporting Standards (IFRSs), the Companies Act 1994.

Basis for Qualified Opinion

1. The Companies is incurred a net operating loss of Tk. 351,058,391; Tk. 524,473,113 and 609,337,212 in the year 2016-2017, 2017-2018 and 2018-2019 respectively and as of that date, the Companies current liabilities exceeded its total assets by Tk. 2,587,877,272; Tk. 3,177,511,153 and Tk. 3,741,442,806 respectively. This above fact indicates that there is a material uncertainty exists that may cast significant doubt on the Rangpur Sugar Mills Limited ability to continues a going concern.
2. The Company incurs a negative Contribution Margin (CM) of Tk. 81,274 /per M.Ton (approx.) of selling of sugar. The company is only able to earn Tk. 52,179 /per M.Ton by selling of sugar and variable cost of production of sugar is Tk. 125,196/per M.Ton from which variable material cost is Tk. 96,159 /per M.Ton.
3. Rate of Sugar recovery from sugarcane is gradually decreasing year by year. Recovery rate in 1980-1981 was 8.80% and now recovery rate is reduced to 4.0%. As a result cost of production is increasing accordingly.
4. Workers profit participation fund (WPPF) carry forward more than ten years amounting Tk. 862,147. As per sub-sec 1 (b) section 234 of Labor Act 2006 the company should make payment of WPPF of the previous income year which was made to be distributed according to the proportion (80:10:10) to Participation fund, Welfare fund and Labor Welfare foundation fund respectively within not more than 9 months from the end of the income year. Moreover interest for nonpayment of WPPF was not provisioned as per said section 240 of Labor Act 2006.



5. The entity did not provide any calculation and clarification of interest on Loan- Head office (Amount due to BSFIC) amounting Tk. 139,234,535. Moreover we did not received any balance confirmation from head office against Loan (Amount due to BSFIC) amounting Tk. 2,312,783,629.
6. Recoverable from Obaidullah (Deflected amount) amounting Tk. 9,672,717 was carried forwarded since long without recover any amount. Furthermore the entity did not make any provision or did not make any impairment test against these assets or write-off was not made as per IAS 36.
7. The Financial statement of Rangpur Sugar Mills Limited was not prepared as per IAS-01(Presentation of financial statement) and as per IAS 01, Para 72 "an entity classifies its financial liabilities as current when they are due to be settled within twelve months after the reporting period" but the entity did not present any current portion of long term financial liabilities in the financial statements.
8. The entity did not make any provision for deferred Tax for taxable temporary difference as per IAS-12.
9. Some liabilities were carried forwarded since long without making payment. Adjustment with retained earnings may required. Moreover clarification for those amounts were not provided to us. Instances are given below:

Particulars	Amount (Tk.)	Reference	Remarks
Unpaid sugarcane price	2,106,798	Note no. 10.01	
Suppliers security deposits	1,145,411	Annexure-E	More than 3years 675,731
Audit objection	1,303,386	Annexure-P	More than 3years 71,578
Provision for bad & doubtful debt	156,146	Note no. 13.00	More than 3years 156,146
VAT & Taxes	14,507,662	Note no. 10.03	Vat & tax unpaid since long
Total	17,112,605		

10. The entity did not transfer contribution of Provident Fund (PF) to trustee of PF amounting Tk. 31,178,070 (notes no. 10.03) and Provident Fund Loan amounting Tk. 9,031,151 (notes no. 10.03) since long. Moreover audited or management account of PF was not provided to us. As a result we are unable to verify the same as receivable in PF accounts of Rangpur Sugar Mills Ltd.

✓

11. The entity did not provide us inter project current account reconciliation (Liability) (notes no. 14.00) amounting Tk. 896,832 out of Tk. 2,211,485 and inter project current account reconciliation (assets) (notes no. 22.00) amounting Tk. 30,272,594 out of Tk. 54,662,143. Moreover we did not received any third party balance confirmation against these said amount.
12. As per IAS 16, Para 55 "depreciation of assets begins when the assets is available for use." But the entity charged depreciation on addition of Fixed assets for whole year whenever it is added (available for use) as property, plant and equipments.
13. As per Para 67 of IAS 16 "Carrying amount of an item of Property, Plant and equipment shall be derecognized when no future economic benefits are expected from its use". But the entity did not derecognize its PPE from which the entity did not get any future economic benefits are expected to flow (obsolete assets). Moreover we found that 51 nos. of motor vehicle were obsolete out of 117 nos.
14. Some assets were carried forwarded since long without testing its recoverability as per IAS-36. A provision against these assets required to made in the financial statements. Instances are given below:

Particulars	Amount (Tk.)	Reference	Remarks
Stock of stores & spares (Firm)	2,349,988	Note no. 17.03	More than 3 years Tk. 2,349,988
Store in transit	1,507,980	Note no. 17.00	More than 2 years Tk. 1,255,341
Fertilizer Shortage recoverable A/C	961,875	Note no. 19.01	More than 9 years Tk. 961,875
Advance against suppliers (M/S Haque Printing & Packing)	80,000	Annexure-J	More than 4 years Tk. 80,000
Advance against Salaries	7,131,382	Note no. 19.01	Increasing day by day
Deposits	269,887	Note no. 19.02	Since long Tk. 269,887
Total	12,301,112		

15. As per IAS 02, Para 09 "Inventories shall be measured at the lower of cost and net realizable value" but the entity did not follow the said standard, when we conduct our audit we found that some items of inventories were obsolete amounting Tk. 2,359,040.

16. When we conduct our audit we found that some items of inventories were slow moving for which was amounting Tk. 1,063,815.

[Handwritten signature]

17. Due to scope limitation we were unable to verify the followings:

- i) Share Capital amounting Tk. 27,000,000.
- ii) Long term Loan amounting Tk. 160,516,162.
- iii) Govt Loan for Payoff amounting Tk. 187,512,411 out of Tk. 249,712,411.
- iv) Loan to Grower amounting Tk. 40,652,990.

We conducted our audit in accordance with International Standards on Auditing (ISAs). Our responsibilities under those standards are further described in the Auditors' Responsibilities for the Audit of the Financial Statements section of our report. We are independent of the Company in accordance with the International Ethics Standards Board for Accountants' Code of Ethics for Professional Accountants (IESBA Code) together with the ethical requirements that are relevant to our audit of the financial statements in Bangladesh, and we have fulfilled our other ethical responsibilities in accordance with the IESBA Code. We believe that the audit evidence we have obtained is sufficient and appropriate to provide a basis for our qualified opinion.

Other Information

Management is responsible for the other information. The other information comprises all of the information in the Annual report other than the financial statements and our auditors' report thereon. The directors are responsible for the other information.

Our opinion on the financial statements does not cover the other information and we do not express any form of assurance conclusion thereon.

In connection with our audit of the financial statements, our responsibility is to read the other information and, in doing so, consider whether the other information is materially inconsistent with the financial statements or our knowledge obtained in the audit or otherwise appears to be materially misstated.

If, based on the work we have performed, we conclude that there is a material misstatement of this other information; we are required to report that fact. We have nothing to report in this regard.

Responsibilities of Management and Those Charged with Governance for the Financial Statements and Internal Controls

Management is responsible for the preparation and fair presentation of the financial statements in accordance with IFRSs, the Companies Act 1994, and other applicable laws and regulations and for such internal control as management determines is necessary to enable the preparation of financial statements that are free from material misstatement, whether due to fraud or error.

In preparing the financial statements, management is responsible for assessing the Company's ability to continue as a going concern, disclosing, as applicable, matters related to going concern and using the going concern basis of accounting unless management either intends to liquidate the Company or to cease operations, or has no realistic alternative but to do so.

Those charged with governance are responsible for overseeing the Company's financial reporting process.

Auditor's Responsibilities for the Audit of the Financial Statements

Our objectives are to obtain reasonable assurance about whether the financial statements as a whole are free from material misstatement, whether due to fraud or error, and to issue an auditor's report that includes our opinion. Reasonable assurance is a high level of assurance, but is not a guarantee that an audit conducted in accordance with ISAs will always detect a material misstatement when it exists. Misstatements can arise from fraud or error and are considered material if, individually or in the aggregate, they could reasonably be expected to influence the economic decisions of users taken on the basis of these financial statements.

As part of an audit in accordance with ISAs, we exercise professional judgment and maintain professional skepticism throughout the audit. We also:

- Identify and assess the risks of material misstatement of the financial statements, whether due to fraud or error, design and perform audit procedures responsive to those risks, and obtain audit evidence that is sufficient and appropriate to provide a basis for our opinion. The risk of not detecting a material misstatement resulting from fraud is higher than for one resulting from error, as fraud may involve collusion, forgery, intentional omissions, misrepresentations, or the override of internal control.
- Obtain an understanding of internal control relevant to the audit in order to design audit procedures that are appropriate in the circumstances.
- Evaluate the appropriateness of accounting policies used and the reasonableness of accounting estimates and related disclosures made by management.
- Conclude on the appropriateness of management's use of the going concern basis of accounting and, based on the audit evidence obtained, whether a material uncertainty exists related to events or conditions that may cast significant doubt on the Company's ability to continue as a going concern. If we conclude that a material uncertainty exists, we are required to draw attention in our auditor's report to the related disclosures in the financial statements or, if such disclosures are inadequate, to modify our opinion. Our conclusions are based on the audit evidence obtained up to the date of our auditor's report. However, future events or conditions may cause the Company to cease to continue as a going concern.
- Evaluate the overall presentation, structure and content of the financial statements, including the disclosures, and whether the financial statements represent the underlying transactions and events in a manner that achieves fair presentation.

We communicate with those charged with governance regarding, among other matters, the planned scope and timing of the audit and significant audit findings, including any significant deficiencies in internal control that we identify during our audit.

VP

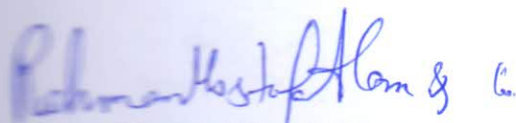
We also provide those charged with governance with a statement that we have complied with relevant ethical requirements regarding independence, and to communicate with them all relationships and other matters that may reasonably be thought to bear on our independence, and where applicable, related safeguards.

From the matters communicated with those charged with governance, we determine those matters that were of most significance in the audit of the financial statements of the current period and are therefore the key audit matters. We describe these matters in our auditor's report unless law or regulation precludes public disclosure about the matter or when, in extremely rare circumstances, we determine that a matter should not be communicated in our report because the adverse consequences of doing so would reasonably be expected to outweigh the public interest benefits of such communication.

Report on other Legal and Regulatory Requirements

In accordance with the Companies Act 1994, the Securities and Exchange Rules 1987 and relevant notifications issues by Bangladesh Securities and Exchange Commission, we also report that:

- a) We have obtained all the information and explanations which to the best of our knowledge and belief were necessary for the purpose of our audit and made due verification thereof;
- b) In our opinion, proper books of accounts, records and other statutory books as required by law have been kept by the Company so far as it appeared from our examinations of those books;
- c) The Statement of Financial Position, Statement of Comprehensive Income, Statement of Changes in Equity and Statement of Cash Flows of the Company together with the annexed notes dealt with by the report are in agreement with the books of account and returns; and
- d) The expenditure was incurred for the purpose of the Company's business.


Rahman Mostafa Alam & Co
Chartered Accountants

Dated: Dhaka
December 18, 2019

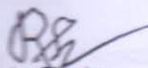

FAMES & R
Chartered Accountants



Rangpur Sugar Mills Ltd
Statement Of Financial Position
For The Year Ended June 30, 2019

Particulars	Notes	Amount in Taka			
		Mills	Farm	June 30, 2019	June 30, 2018
Equity and liabilities					
Authorized share capital					
5,000,000 Ordinary Shares of Tk. 10/- each	-	50,000,000	-	50,000,000	50,000,000
Capital & Reserve fund:					
Paid up Share Capital					
2,700,000 Ordinary Shares of Tk. 10/- each	4.00	27,000,000	-	27,000,000	27,000,000
Govt. Equity FUND	5.00	2,625,048	-	2,625,048	2,625,048
Reserve & Surplus	6.00	26,097,100	2,851,005	28,948,105	28,948,105
Govt. Grant & Loan	7.00	1,231,626	-	1,231,626	1,231,626
		<u>56,953,774</u>	<u>2,851,005</u>	<u>59,804,779</u>	<u>59,804,779</u>
Retained Earnings		(4,029,803,875)	(181,672,283)	(4,211,476,158)	(3,585,344,505)
LOAN FUND:					
Long Term Loan	8.00	160,242,186	273,976	160,516,162	160,516,162
Govt. Loan for Payoff	9.00	249,712,411	-	249,712,411	187,512,411
		<u>409,954,597</u>	<u>273,976</u>	<u>410,228,573</u>	<u>348,028,573</u>
Current Liabilities :					
Liabilities					
Short term Loan	11.00	1,689,391,993	-	1,689,391,993	1,563,116,852
Current A/C with farm	12.00	-	187,417,076	187,417,076	167,170,712
Security Money (Farm)		-	4,382,893	4,382,893	-
Provision for turn over tax		-	171,035	171,035	165,370
Provision for Leave Pay And Gratuity	13.00	105,782,406	-	105,782,406	89,466,715
Inter Project Current Account	14.00	2,211,485	-	2,211,485	4,151,864
Amount Due to BSFC	15.00	2,312,783,629	-	2,312,783,629	1,830,341,550
		<u>4,244,284,429</u>	<u>191,971,004</u>	<u>4,436,255,433</u>	<u>3,762,837,027</u>
Total Capital & Liabilities		<u>681,388,925</u>	<u>13,423,702</u>	<u>694,812,627</u>	<u>585,325,874</u>
Non Current Assets					
Property, Plant & Equipment at Cost	16.00	305,995,131	44,276,926	350,272,057	348,267,569
Less: Accumulated Depreciation		265,750,880	35,018,570	300,769,450	279,040,969
		<u>641,144,674</u>	<u>4,165,346</u>	<u>645,310,020</u>	<u>516,099,275</u>
Current Assets:					
Inventory	17.00	286,921,394	3,439,536	290,360,930	231,145,139
Sundry Debtors	18.00	12,560,667	-	12,560,667	1,950,695
Loans, Advance, Deposit & Prepayments	19.00	76,130,852	-	76,130,852	86,997,241
Cash & Cash Equivalents	20.00	23,452,542	-	23,452,542	2,548,213
Current A/C with Farm	21.00	187,417,076	-	187,417,076	167,170,712
Inter project Current A/C	22.00	54,662,143	-	54,662,143	26,287,275
Advance to ANSAR VDP-Gaibanda		-	725,810	725,810	-
		<u>681,388,925</u>	<u>13,423,702</u>	<u>694,812,627</u>	<u>585,325,874</u>
Total Assets		<u>681,388,925</u>	<u>13,423,702</u>	<u>694,812,627</u>	<u>585,325,874</u>

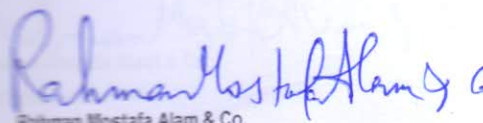
The annexed notes from 01 to 36 and annexed A-Q form an integral part of these financial statements.


Managing Director


Director


Director

Signed in terms of our separate report of even date.


Rahman Mostafa Alam & Co.
Chartered Accountants


FAMES & R
Chartered Accountants

Dated: Dhaka
December 18, 2019



Rangpur Sugar Mills Ltd
Statement of Profit & Loss Account and Other Comprehensive Income (Mills)
For the year ended June 30, 2019

Particulars	Notes	Amount in Taka	
		June 30, 2019	June 30, 2018
A. Sales	23.00	60,196,782	81,079,307
B. Less: Cost of Sales:			
(i) Opening Finished Goods:		164,679,384	138,237,172
Sugar		130,813,100	74,358,720
Molasses		33,866,284	63,878,452
(ii) Cost of Production (Transferred from Manufacturing Account)		400,722,006	323,022,067
(iii) Cost of Goods available for Sale (i+ii)		565,401,390	461,259,239
(iv) Closing Finished Goods:		223,631,556	164,679,384
Sugar	17.01	197,909,600	130,813,100
Molasses	17.01	25,721,956	33,866,284
Cost of Goods Sold (iii-iv)		341,769,834	296,579,855
C. Gross Profit/(Loss) For the year (A - B)		(281,573,052)	(215,500,548)
D. Less: Administration, Financial & Selling Overhead:		327,764,160	308,972,565
Administration Expenses	24.00	38,265,336	36,048,078
Head Office overhead exps.		8,013,158	4,390,750
Depreciation		-	372,396
Financial Expenses:			
Interest on Loan	25.00	274,624,281	265,828,490
Selling Expenses:			
Selling and Distribution Expenses	26.00	6,861,385	2,332,851
E. Operating profit/(Loss) For the year (C-D)		(609,337,212)	(524,473,113)
F. Non-Operating Income:			
Misc. Income	27.00	28,274,807	45,894,935
G. Net profit before Tax		(581,062,405)	(478,578,178)
H. Tax Provision		380,830	825,652
I. Net profit after Tax		(581,443,235)	(479,403,830)

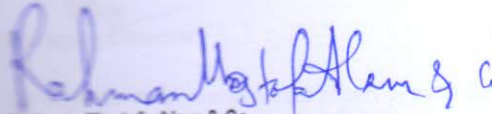
The annexed notes from 01 to 36 and annexed A-Q form an integral part of these financial statements.


Managing Director


Director


Director

Signed in terms of our separate report of even date.


Rahman Mostafa Alam & Co.
Chartered Accountants


FAMES & R
Chartered Accountants

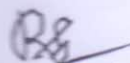
Dated: Dhaka
December 18, 2019



Rangpur Sugar Mills Ltd
Statements of Profit & Loss Account and Other Comprehensive Income (Farm)
For the year ended June 30, 2019

Particulars	Amount in Taka	
	June 30, 2019	June 30, 2018
A. Income:		
Lease of Land	204,025	109,876
Lease of Pond	-	9,250
House Rent Realized	22,255	30,914
Security Money Forfited	150,000	-
Received From Cane sell	33,048,038	26,766,386
Price of Fruits sales	-	118,601
Sale of Tender Schedule	400	12,189
Received From Fish sell	416,335	421,439
Short term Corp sell	119,064	33,800
Other Income	32,125	59,288
Total Income:	33,992,242	27,561,743
B. Expenditure:		
Salary & Wages	24,878,310	30,940,462
Administrative Overhead:	35,912,233	30,088,681
Land Rent	531,824	411,454
Electricity Bill	278,304	424,702
Depreciation	1,148,958	1,148,958
Traveling Exp	45,553	98,417
Entertainment Exp	513,565	2,003,157
Advertisement Exp	-	7,481
Stationary Exp	7,623	25,403
Short term Corp Prod. Exp	-	155,401
Repair Charge	340,658	673,594
Irrigation	3,211,807	5,604,537
Cultivation Exp.	-	160,564
Diesel	1,227,656	2,307,459
Labour exp	16,172,505	9,817,572
Harvesting exp	-	5,867,475
Seed purchase	205,484	45,423
Winnow Purchase	162,456	80,785
Fish Feed purchase	-	397,520
Tree Plantation	1,148,080	-
Application of pesticides	10,897,864	699,806
Legal Exps.	14,100	145,000
Other Expenses	5,796	13,973
Total Expenditure:	60,790,543	61,029,143
C. Net profit before Tax (A - B)	(26,798,301)	(33,467,400)
D. Tax provision	5,665	165,370
E. Net profit after Tax (C-D)	(26,803,966)	(33,632,770)

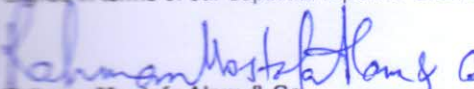
The annexed notes from 01 to 36 and annexed A-Q form an integral part of these financial statements.


Managing Director


Director


Director

Signed in terms of our separate report of even date.


Rahman Mostafa Alam & Co.
Chartered Accountants


FAMES & R
Chartered Accountant

Dated: Dhaka
December 18, 2019




Rangpur Sugar Mills Ltd
Statement of Changes in Equity
For the year ended June 30, 2019

Particulars	Share capital	GOVT. Equity Fund	Reserve & Surplus	Grant & Loan	Retained earnings	Total Taka
Balance as at June 30, 2018	27,000,000	2,625,048	57,896,210	1,231,626	(3,585,344,505)	(3,496,591,621)
Prior year adjustment	-	-	-	-	(17,884,452)	(17,884,452)
Adjusted Balance as at June 30, 2017	27,000,000	2,625,048	57,896,210	1,231,626	(3,603,228,957)	(3,514,476,073)
Net profit after tax for the year	-	-	-	-	(608,247,201)	(608,247,201)
Balance as at June 30, 2019	27,000,000	2,625,048	115,792,420	1,231,626	(4,211,476,158)	(4,064,827,064)

Particulars	Share capital	GOVT. Equity Fund	Reserve & Surplus	Grant & Loan	Retained earnings	Total Taka
Balance as at June 30, 2017	27,000,000	2,625,048	28,948,105	1,231,626	(2,995,710,624)	(2,935,905,845)
Prior year adjustment	-	-	-	-	(76,597,281)	(76,597,281)
Adjusted Balance as at June 30, 2017	27,000,000	2,625,048	28,948,105	1,231,626	(3,072,307,905)	(3,012,503,126)
Net profit after tax for the year	-	-	-	-	(513,036,600)	(513,036,600)
Balance as at June 30, 2018	27,000,000	2,625,048	57,896,210	1,231,626	(3,585,344,505)	(3,496,591,621)


Managing Director


Director


Director



RANGPUR SUGAR MILLS LIMITED
CASH FLOW STATEMENT
For the year ended June 30, 2019

Particulars	Amount in Taka	
	June 30, 2019	June 30, 2018

A. CASH FLOW FROM OPERATING ACTIVITIES:

Net Profit/ (Loss) for the year	(608,247,201)	(513,036,600)
Prior Year Adjustment	(17,884,452)	(76,597,281)
Depreciation	21,728,481	21,798,248
Opening Profit before Change in Working Capital	(604,403,172)	(567,835,633)

CHANGE IN WORKING CAPITAL:

Increase/ in Inventory	(59,215,791)	(35,865,426)
Increase/ in Sundry Debtors	(10,609,972)	186,560
Increase/ Decrease in Receivable from Inter-Project	(28,374,868)	(1,799,242)
Increase/ Decrease in Advance, Deposit & Prepayments	10,866,389	(7,530,722)
Increase/ Decrease in Advance, (Farm)	(725,810)	
Increase/ Decrease in Current A/C with Farm	20,246,364	(36,195,643)
Increase/ Decrease in Liabilities A/C with Farm	(20,246,364)	36,195,643
Increase/ Decrease in Turn over Tax (Farm)	5,665	165,370
Increase/ Decrease in Security moneyu (Farm)	4,382,893	
Increase/ Decrease in Govt. Loan	62,200,000	
Increase/ Decrease in Short term loan	126,275,141	140,943,508
Increase/ Decrease in Liabilities	25,690,952	37,739,392
Increase/ Decrease in Provisions	16,315,691	77,527,445
Increase/ Decrease in Inter project Current A/C (Liabilities)	(1,940,379)	(19,908,764)
Increase/ Decrease in Amount due to BSFIC	482,442,079	383,905,338
	627,311,990	575,363,459

A) Net Cash flows from Operating Activities

22,908,818 **7,527,826**

B. CASH FLOW FROM INVESTING ACTIVITIES:

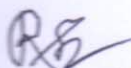
Purchase of Fixed Assets	2,004,488	28,291,766
Sales/ Adjustment of Fixed Assets		1,996
Sale of Assets (FARM)	-	-
B) Net Cash flows from Investing Activities	2,004,488	28,293,762

C. CASH FLOW FROM FINANCE ACTIVITIES:

Increase/ Decrease in Reserve & Surplus	-	-
C) Net Cash flows from Finance Activities	-	-

Net Cash flows from Total Activities (A+B+C)

Net Cash flows from Total Activities (A+B+C)	20,904,330	20,765,936
Opening Cash & Cash Equivalents	2,548,213	23,314,149
Closing Cash and Bank Balance	23,452,543	2,548,213


Managing Director


Director


Director



Rangpur Sugar Mills Ltd
Manufacturing Account
For the year ended June 30, 2019

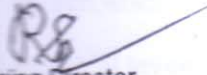
Particulars	Notes	Amount in Taka	
		June 30,2019	June 30,2018
A. Opening Work-in-Process		297,866	185,427
B. Material consumed:		215,684,113	162,501,299
Cost of Direct Materials	28.00	210,949,827	157,662,723
Other Production Material	29.00	3,167,581	2,798,498
Packing Materials		1,566,705	2,040,078
C. Factory Overhead:		185,143,657	160,633,207
Salary and Wages (Permanent)	30.00	99,433,673	88,643,356
Salary and Wages (Seasonal)	31.00	27,520,018	11,858,051
Overtime (Seasonal)		2,186,174	1,322,910
Overtime (Permanent)		4,003,188	2,255,983
Insurance	32.00	18,043	859,894
Repair and Maintenance	33.00	13,853,510	16,465,311
Power and Fuel	34.00	14,268,649	14,531,982
Transport, Repair and Maintenance	35.00	3,280,877	4,418,826
Depreciation	36.00	20,579,525	20,276,894
D. Total (A+B+C)		401,125,636	323,319,933
E. Closing Work in process	17.02	403,630	297,866
Cost of Production (D-E) Carried Forward to Trading, Profit & Loss Account		400,722,006	323,022,067





Rangpur Sugar Mills Ltd
Profit & Loss Appropriation Account
For the year ended June 30, 2019

Particulars	Note	Amount In Taka			
		Mills	Farm	June 30, 2019	June 30, 2018
Accumulated Loss Brought Forward from Previous Year		(3,425,074,931)	(160,269,574)	(3,585,344,505)	(2,995,710,624)
Add: Prior year adjustment for Leave pay and Gratuity provision			-	-	(78,819,771)
Add: Turn Over Tax Prior year adjustment		* (818,925)	-	(818,925)	
Add: Prior year adjustment for Land Lease			5,401,257	5,401,257	
Add: Prior year adjustment for C M Fees (BSTI)		(556,290)		(556,290)	
Add: Prior year adjustment for Arrear Wagas Commission		(21,910,494)		(21,910,494)	
Less: Prior year adjustment gain from Inter-project			-	-	2,222,490
Adjusted Accumulated Loss Brought Forward from Previous Year		(3,448,360,640)	(154,868,317)	(3,603,228,957)	(3,072,307,905)
Net Profit/(Loss) Transferred from P/L Account		(581,443,235)	(26,803,966)	(608,247,201)	(513,036,600)
Accumulated Profit/(Loss) Transferred to Statements of financial position		(4,029,803,875)	(181,672,283)	(4,211,476,158)	(3,585,344,505)


Managing Director


Director


Director





Rangpur Sugar Mills Ltd
Mahimagonj, Gaibandha

Notes to the financial statements for the year ended June 30,2019

1.00 Background of the Company:

Rangpur Sugar Mills Limited is a public Limited company incorporated in 1957 and started commercial operation in the year 1959 having installed crushing capacity of 1000 TCD and Subsequently increased to 1500 TCD . The company was nationalized as per P.O-27 of 1972 and was placed under Bangladesh Sugar and Food Industries Corporation (BSFIC) for its control, supervision and direction.

2.00 Main Activities of the Company:

The main activities of the company are to produce sugar from sugarcane and molasses as by products. Both sugar and molasses were sold out in the local market.

3.00 Accounting and Related Policies:

3.01 Accounting Policy:

The accounting and reporting policies of the mill conform to the Bangladesh Accounting Standards (BAS) and Bangladesh Financial Reporting Standares (BFRS),the Mill values its assets and liabilities principally on historical cost convention and follows the accrual method of accounting under intergrated accounting system except otherwise noted.

3.02 Depreciation:

Depreciation has been charged on fixed assets following straight line method in line with previous years.

3.03 Value of Inventory :

Stock of Stores and Spares have been valued at weighted average cost price method. Finished Goods (Sugar) have been reportedly valued at latest Govt. approved selling price @ Tk 50,000 per M. Ton, which is lower of cost of production.

3.04 Physical Inventory:

As Reported to us, Physical inventory of stock, stores and finished goods were carried out during the year under audit by the mills management. Quantity on inventory report was stated as per physical verification and valuation there of has been made at cost or market price which ever is lower.

3.05 Service and Support from BSFIC :

The mills avail some administrative and other services from BSFIC in those areas where such common services can efficiently be provided . This includes internal auditing, special auditing, administrative and technical support, arrangement of finance & supplies etc.





		Amount in Taka	
		2019	2018
4.00 Share Capital:			
Authorized share capital			
5,000,000 Ordinary Shares @ tk. 10.00 each	50,000,000	50,000,000	50,000,000
Issued, Subscribed and Paid Up Capital:			
143,336 Ordinary Shares @ tk. 10.00 each fully paid in consideration otherwise than cash	1,433,360	1,433,360	1,433,360
	25,566,640	25,566,640	25,566,640
Total:	27,000,000	27,000,000	27,000,000
5.00 Govt. Equity Fund:			
SM&RFS (40%) Share Capital Equity		1,741,078	1,741,078
Integrated sugar cane development project (ICDP)		883,970	883,970
Total:		2,625,048	2,625,048
6.00 Reserve & Surplus:			
This is made up as follows:			
(a) Mills:			
Capital Reserve		26,027,100	26,027,100
General Reserve		70,000	70,000
Total:		26,097,100	26,097,100
(b) Farm:			
Reserve & Surplus		2,851,005	2,851,005
Total:		2,851,005	2,851,005
Grand Total: (a+b)		28,948,105	28,948,105
7.00 Government Grant & Loans:			
(a) Grants:			
Intensive Cane Development Scheme Phase # 01		160,323	160,323
Intensive Cane Development Scheme Phase # 02		74,965	74,965
Total:		235,288	235,288
(b) Loans:			
IDA Credit WB 1124 BD.		996,338	996,338
Total:		996,338	996,338
Grand Total: (a+b)		1,231,626	1,231,626
8.00 LongTerm Loan:			
Mills:			
A. Foreign Loan:			
IDA Credit WB 1399 BD.		72,578,000	72,578,000
IDA Credit WB Interest Accrued 1399 BD.		21,835,619	21,835,619
Provision for Interest on IDA Credit		36,627,116	36,627,116
PEC India		18,459,532	18,459,532
Provision for Interest on PEC India		2,054,312	2,054,312
Total (A)		151,554,579	151,554,579
B. Local Loan:			
ADB Loan		7,273,991	7,273,991
SMRFS Loan (60%)		1,413,616	1,413,616
Total (B)		8,687,607	8,687,607
Sub-Total		160,242,186	160,242,186
Farm:			
C. Unsecured Loan:			
		273,976	273,976
Total (C)		273,976	273,976
Grand Total: (A+B+C)		160,516,162	160,516,162
9.00 Govt. loan (Payoff):			
Govt. Loan (Payoff)		178,583,249	178,583,249
Interest on Govt. Loan (Payoff)		8,929,162	8,929,162
Govt. Loan 2018-2019		62,200,000	62,200,000
Total		249,712,411	187,512,411





10.00 Liabilities:

(a) Mills:

Creditors for Goods Supplies	Note-10.01
Creditors for Expenses	Note-10.02
Creditors for Other Finance	Note-10.03
Workers Profit Participation Fund (WPPF)	
Total (a)	

(b) Farm

Security
Total (b)

Grand Total (a+b)

10.01 Creditors for Goods Supplies:

Trade Creditors	Annexure-D
Unpaid Sugarcane price	
Outstanding Liabilities for goods	Annexure-A
Total	

10.02 Creditors for Expenses:

Outstanding Liabilities for Expenses	Annexure-B
--------------------------------------	------------

10.03 Creditors for Other Finance:

(A) Mills:

Mosque Fund Current Account		74,694	38,124
Advance Against Bi-Cycle		4,682	
Road development cases		-	10,347
Women club		45,220	29,240
Canteen current A/C		166,116	694
CDA Association		49,700	25,500
Trade Debtors (Sugar)		283,386	
Suppliers Security Deposit	Annexure-E	1,145,411	964,515
Staff Security Deposit	Annexure-F	998,342	1,053,342
PF Contribution (Permanent)		19,158,140	11,799,417
PF (Seasonal)		1,081,001	568,936
PF Loan (Permanent)		8,539,510	5,452,440
PF Loan Seasonal		491,641	51,711
PF HO & Other Project		10,938,929	8,660,654
Employee Welfare Fund		795,911	559,829
Officer's Welfare Fund		181,242	461,953
Revenue Stamp Account		120,135	79,360
VAT & Taxes		14,507,662	14,036,901
Officer's Association		2,051	-
Officer's Club		49,345	
Education Cass		1,200,876	885,624
Excess realized advance		69,477	111,810
Growers welfare fund		272,412	198,577
Donatin Workers		4,450	4,250
Audit Objection	Annexure-P	1,303,386	1,249,028
Gratuity Payable	Annexure-C	3,437,105	2,464,893
Relief Fund (P.M)		227,797	227,797
Arrea W. Commision		1,663,034	1,797,475
Discount		3,996	3,996
Total (A):		66,815,651	50,736,413

11.00 Short term Loan

Cash Credit (Secured)		193,029,698	181,190,957
Cash Credit (Agriculture)		1,496,362,295	1,381,925,895
		1,689,391,993	1,563,116,852

12.00 Current Account with farm

	187,417,076	167,170,712
	187,417,076	167,170,712





13.00 Provisions:

A. Mills:

Provision for Leave Pay And Gratuity
Provision for bad & doubtful debt
Total:

Amount in Taka	
2019	2018
105,626,260	89,310,569
156,146	156,146
105,782,406	89,466,715

B. Farm:

Provision for Interest of WB Project
Total:

-	-
-	-

Grand Total: (A+B)

105,782,406	89,466,715
--------------------	-------------------

14.00 Inter Project Current Account:

Rajshahi Sugar Mills (Limited)
BSFIC/Shipping Office
Faridpur Sugar Mills
Panchagor Sugar Mills
Mobarokgonj Sugar Mills
Kustia Sugar Mills
BSRI
Carew & Co. Limited
North Bangal Sugar Mills
Total

22,598	1,199,836
2,000	2,000
95,042	93,042
680,091	301,348
699,069	739,716
598,263	598,263
100,721	100,721
-	1,116,937
13,701	-
2,211,485	4,151,864

15.00 Amount Due To BSFIC:

Total

2,312,783,629	1,830,341,550
----------------------	----------------------

2,312,783,629	1,830,341,550
----------------------	----------------------

16.00 Fixed Assets:

Fixed Assets at Mills (Note-16.01)
Fixed Assets at Farm (Note-16.02)

305,995,131	303,990,643
44,276,926	44,276,926
350,272,057	348,267,569

16.01 Fixed Assets at Mills:

World Bank:

Project and Equipment Corporation of India:
Strengthening out growers.
Mills Rehabilitation.
Sub:- Total:-

11,425,417	11,425,417
562,262	562,262
11,987,679	11,987,679

Plant and Machinery
Transport Vehicals
Sub:- Total:-

62,916,734	62,916,734
2,190,244	2,190,244
65,106,978	65,106,978

Office Equipment:

Strengthening Out Growers.
Mills Rehabilitation
Training
Technical Assistance.
Sub Total:-

129,366	129,366
90,634	90,634
74,465	74,465
171,799	171,799
466,264	466,264

Furniture and Equipment:

Strengthening Out Growers.
Mills Rehabilitation
Agricultural Management
Plant and Machinery.
Sub-Total:-

305,550	305,550
177,146	177,146
217,950	217,950
36,815,552	36,815,552
37,516,198	37,516,198



	Amount in Taka	
	2019	2018
Mills:		
Transport & Vehicals(Mills)	114,546,641	114,546,641
Integrated sugar cane development scheme	420,970	420,970
Sub-Total:-	114,967,611	114,967,611
Land & Land Development		
Sugar cane Development Scheme	827,995	827,995
Sub-Total:-	881,995	881,995
Building & other cons. mills		
Multiplication & reach scheme	16,329,489	16,329,489
Sub-Total:-	17,392,570	17,392,570
Cattle feed plant		
Plant & Machinery	288,458	288,458
Sub-Total:-	40,749,648	38,950,648
Furniture, Fixture & Office Equipment(Mills)		
Integrated sugar cane development scheme	4,101,858	3,896,360
Sub-Total:-	4,137,338	3,931,850
Factory Equipment:		
Loose Tools	11,300,848	11,300,848
Sundry Assets	162,560	162,560
Sub-Total:-	11,463,408	11,463,408
Intensive Cane Development Scheme:		
I.C.D.S Phase # 1	596,805	596,805
I.C.D.S Phase # 2	728,637	728,637
Sub-Total:-	1,325,442	1,325,442
Grand- Total	305,995,131	303,990,643

16.02 Fixed Assets at Farm:

A. Assets of Farm:

Land, Road & Water Pipe	9,868,519	9,868,519
Office Building & Shed	246,314	246,314
Residential Building	1,127,670	1,127,670
Plant & Machinery	61,399	61,399
Weight bridge & others	2,339,986	2,339,986
Sub0Total	13,643,888	13,643,888

B. Farm Modernization Scheme

Farm Modernization Scheme	30,633,038	30,633,038
Grand- Total	44,276,926	44,276,926





Amount in Taka	
2019	2018

17.00 Inventories:

Particulars	Mills	Farms	Amount in Taka	
			June 30,2019	June 30,2017
Stock of Finished Goods (Note-17.01)	223,631,556	-	223,631,556	164,679,384
Work-in- Process (Note- 17.02)	403,630	-	403,630	297,866
Stock of stores and spares (Note-17.03)	47,468,418	2,349,988	49,818,406	36,777,279
Stock of fertilizer and Chemical Pesticide	13,909,810	1,089,548	14,999,358	27,977,466
Store in Transit (Annexure L)	1,507,980	-	1,507,980	1,413,144
	286,921,394	3,439,536	290,360,930	231,145,139

17.01 Stock of Finished Goods:

Particulars	M.Ton	Rate Per M.Ton	Amount in Taka	
			June 30,2019	June 30,2018
Sugar	3,958.192	50,000	197,909,600	130,813,100
Molasses	4,292.00	5,993	25,721,956	33,866,284
Total			223,631,556	164,679,384

Stock of finished goods was valued at Tk. 50,000 per M. Ton at Govt. approved latest selling price, as reported to us.

Sugar;

Opening Stock
Add: Production During the Year

Less: Sales during the year
Closing Stock

Molasses:

Opening Stock
Add: Production During the Year (2171.000+329.57)

Less: Sales during the year
Closing Stock

Quantity in M.Ton	
	2,616.26
	1,239.312
	2,243.00
	2,144.000
	4,859.26
	3,383.312
	901.07
	767.050
	3,958.19
	2,616.262
	3,268.00
	3,713.000
	2,500.57
	2,055.000
	5,768.57
	5,768.000
	1,476.57
	2,500.000
	4,292.00
	3,268.000

Total Cane Crush= 56263 MT
Work-in Process=26.54 MT
Recovery = 4.00%
Total Work-in-process =26.54*4.00 =106.16 MT Sugar Cane

17.02 Closing Work-In- Process:

Cost of Sugar Cane (106.16 X 3493)	
Cost of Loading (106.16X48.70)	
Cost of Cane Carrier & Feeding (106.16 X197.79)	
Inceptive for cane (106.16 X6.27)	
Cost of Lime (106.16 X 20.47)	
Cost of Sulfur (106.16 X 30.22)	
Cost of Chemical (106.16 X 5.61)	
Total;	

Amount in Taka	
June 30,2018	June 30,2017
370,820	270,041
5,170	3,537
20,997	18,656
666	437
2,174	2,086
3,208	2,366
595	743
403,630	297,866

Work in process had been valued at weighted average material cost.





Amount in Taka	
2019	2018

17.03 Stock of Stores and Spares :

A. Mills:

Construction Materials	666,159	740,485
Iron, Steel and Ferrous Metals	969,153	992,948
Pipe, Tubes and Fittings	1,359,580	1,190,649
Refectories	69,000	-
Fuel, Oil and Lubricants	4,017,340	2,060,343
Production Materials	2,113,137	1,107,414
Paint and Varnish	107,234	68,194
General Hardware	226,157	231,888
Loose Tools	288,322	297,550
Domestic Equipments	20,094	11,795
Furniture and Fixture	4,391	4,715
Cords, Ropes and Chains	65,300	46,646
Packing, Gasket and Insulation Materials	345,461	386,247
Chemical and Laboratory appliances	65,040	14,250
Stock of Printing and Stationery	662,443	423,863
Mechanical Spare Parts	23,457,500	13,508,026
Electrical Spare Parts	5,975,241	5,688,593
Office Equipments	2,250	3,271
Transport Spare Parts	6,802,519	7,206,416
Miscellaneous Stores	252,097	443,998
Sub-Total	47,468,418	34,427,291

Stock of store & spares had been valued at weighted average purchase price.

B. Farm :

Construction Materials	8,576	8,576
Electrical Stores	773	773
Pipe, Tubes and Fittings	2,732	2,732
Paint and Varnish	977	977
General Hardware	4,507	4,507
Loose Tools	1,144	1,144
Mechanical Stores	2,325,692	2,325,692
Miscellaneous Stores	5,587	5,587
Sub-Total	2,349,988	2,349,988

Grand Total (A+B):

49,818,406 36,777,279

18.00 Sundry Trade Debtors:

Excess Reali.gro.Loan	3,112	-
RDF Exps	1,653	-
Trade Debtors (Sugar)	-	149,114
Cont. Curr. A/C (Mill)	292,352	50,000
RDA	10,000,000	-
Welfare Loan	1,799,449	1,449,240
Worker Union	184,515	4,841
Officer Club	-	216,319
Income Tax on Salary	270,117	69,390
General Club	9,469	5,039
Officer Association	-	6,752
Total	12,560,667	1,950,695

Annexure-K

19.00 Loan , Advence, Deposits & Prepayments:

A.Mills:

Loan to Growers	40,652,990	43,701,477
Advance Note 19.01	35,206,586	43,025,526
Deposit Note 19.02	269,887	269,887
Prepayment Note 19.03	1,389	351
Total:	76,130,852	86,997,241

B.Farm:

Realizable Lease Money	-	-
VAT	-	-
Total:	-	-

Grand Total (A+B):

76,130,852 86,997,241





		Amount in Taka	
		2019	2018
19.01 Advance:			
Fertilizer Shortage recoverable A/c	Annexure-Q	961,875	982,430
Advance Against Motor Cycle	Annexure-G	548,460	377,211
Advance Against By Cycle			31,018
Advance Against TA/DA	Annexure-H	313,259	335,905
Advance Against Expenses	Annexure-I	1,078,432	1,125,599
Advance Against Cane Shortage		10,039	10,039
		-	-
Advance Against Suppliers	Annexure-J	167,603	336,215
Advance Against Salaries		7,131,382	6,037,137
Recoverable from Obaidullah (Defalcated Amount) (Note-17.01-c)		9,672,717	9,672,717
Adv. Against sure Cash wallet			4,905,468
Recoverable for Audit Objection		1,997,768	2,420,004
Advance Against Drain & Insecticide		51,687	33,830
Wages Comission Advance		13,111,200	16,527,500
Exp. Farm Advance		162,164	230,453
Total:		35,206,586	43,025,526
19.02 B. Deposits:			
Security Deposit for Telex		500	500
Security Deposit for Insurance		20,000	20,000
Deposit for Oxygen cylinder		168,000	168,000
Deposit for PBS Line		81,387	81,387
Total:		269,887	269,887
19.03 C. Prepayments:			
VAT for Molasses		1,389	351
Turn Over tax		-	-
Total:		1,389	351
20.00 Cash & Cash Equivalent:			
Cash in Hand:		152,260	68,412
Cash at Bank:		23,300,282	2,479,801
Sonali Bank Ltd. Mahimagonj branch S.T.D-1		2,886,067	189,550
Sonali Bank Ltd. Mahimagonj branch, S-1 A/C		1,861,386	486,385
Sonali Bank Ltd. Mahimagonj branch, A/c.No. 34000045 (For staff security)		746,649	746,649
Sonali Bank Ltd., Shilpa Bhaban Dhaka		1,087,552	1,057,217
Rupali Bank Ltd		16,718,628	-
Total:		23,452,542	2,548,213
21.00 Current Account With Farm:		187,417,076	167,170,712
Total:		187,417,076	167,170,712
22.00 Inter Project Current Account:			
Deshbondu Sugar Mills		186,318	186,318
Shampur Sugar Mills		4,693,887	4,693,887
Pabna Sugar Mills		11,332,127	11,407,802
Zell Bangla Sugar Mills		782,136	758,761
Joypurhat Sugar Mills		3,723,528	3,670,657
Kalia Chopra Sugar Mills		117,672	117,672
Thakurgonj Suger Mills		3,048,098	2,846,825
Setabgonj Sugar Mills		641,407	644,897
North Bengal Sugar Mill			272,755
Natore Sugar Mill Ltd		168,366	99,491
RJC		29,968,604	1,588,210
Total:		54,662,143	26,287,275





23.00 Sales:

A. Sale of Sugar:

Open Market
Food dept(DC).
Whole Sale
Free Sales
Ration Shop
Credit Due to Mills
Growers
Head Office(Credit)
Total:

Annexure-M

Quantity (M.Ton)	Amount in Taka	
	June 30,2019	June 30,2018
110.100	5,505,000	5,950,000
-	-	-
647.550	32,377,500	25,556,000
3.500	175,000	60,000
10.000	515,000	947,500
-	-	-
129.920	8,444,800	9,100,000
901.070	47,017,300	41,613,500

B. Sale of Molasses:

Molasses
Total:

Annexure-N

1,476.570	13,179,482	39,465,807
1,476.570	13,179,482	39,465,807

Grand Total:

60,196,782	81,079,307
-------------------	-------------------

24.00 Administrative Expenses:

Salary and wages
Overtime
Staff welfare expenses
Training Expenses
Repair and Maintenance
Printing and Stationary
Rent, Rates and Taxes
Insurance
Cane Development Expenses
Traveling and Conveyance
Postage, Telegram and Telephone
Entertainment
Head office Expenses
Bank Charge
Audit Expenses
Legal Expenses/ Director honorium
Newspaper, Periodicals
Subscription & Donation
Advertisement and publicity
Total :

26,734,848	26,899,274
860,521	595,822
430,347	500,547
52,124	16,520
83,806	187,958
659,817	703,806
1,010,499	784,659
850,248	-
1,440,695	2,004,199
1,956,333	736,537
78,661	73,156
1,422,943	1,066,799
-	-
1,408,710	1,278,424
444,928	160,000
143,500	423,775
35,926	39,698
651,430	576,904
38,265,336	36,048,078

25.00 Interest on Loan

Cash credit (Agriculture)
Cash credit (Secured)
Head office
STD 321

Annexure-O

118,576,005	112,738,989
16,813,741	18,125,172
139,234,535	134,957,769
-	6,560
274,624,281	265,828,490

26.00 Selling & Distribution Expenses:

Salary and wages
Loading/ Unloading Sugar And Selling Exp H/O
Excess expenditure against sales of impory sugar
BJV# 126,127 (366488164-362531755)
Total :

1,871,653	1,521,728
1,033,323	811,123
3,956,409	-
6,861,385	2,332,851

27.00 Miscellaneous Income:

Forfeiture of Security Money
House Rent Realizable
Sale of Empty Container/ Scraps
Govt subsidy
Sales of pressmard
Other Income
Sale of Schedule
Total :

33,975	19,515
158,561	124,850
2,830,280	6,720
25,000,000	-
-	507,006
81,440	45,087,794
170,551	149,050
28,274,807	45,894,935





		Amount in Taka	
		2019	2018
28.00	Cost of Direct Materials:		
	Cost of Cane	196,528,534	145,458,615
	Fright & Carriage Paid	8,375,420	7,918,305
	Loading & Unloading Cane	2,740,178	1,904,858
	Cane Carrier Feeding	2,952,838	2,130,859
	Incentive for Cane Hauling	352,857	250,086
	Total :	210,949,827	157,662,723
29.00	Other Production Materials:		
	Lime	1,151,951	1,124,014
	Sulfur	1,700,120	1,274,248
	Other Chemical	315,510	400,236
	Total :	3,167,581	2,798,498
30.00	Salary & Wages(Permanent):		
	Transport	8,787,953	7,004,665
	Mechanical	24,042,820	16,810,512
	Chemical	4,075,451	4,080,894
	Boiler	6,604,133	3,851,216
	Turbine	2,809,281	1,719,340
	Electrical	6,037,905	4,029,299
	Civil	1,993,808	1,914,415
	Cane Procurement & Development	45,082,322	49,233,015
	Total	99,433,673	88,643,356
31.00	Salary & Wages (Seasonal):		
	Transport	6,257,474	3,654,747
	Mechanical	4,056,038	977,347
	Chemical	7,706,999	2,489,992
	Boiler	1,276,372	342,151
	Cane Procurement & Development	6,963,858	3,744,654
	Administration	1,259,277	649,160
	Total:	27,520,018	11,858,051
32.00	Insurance:		
	Vehicle & Transport	18,043	21,514
	Group Term Insurance		838,380
	Total:	18,043	859,894
33.00	Repair & Maintenance:		
a)	Repair & Maintenance (Materials)		
	Consumable Stores & Spares	3,636,972	5,225,175
	Other Factory Supplied	4,304,270	6,112,096
	Sub- Total:	7,941,242	11,337,271
b)	Repair & Maintenance (Outside)		
	Building & Structure	441,102	408,138
	Furniture, Fixture & Other	782,664	870,870
	Factory Plant & Machinery	4,688,502	3,849,032
	Sub- Total:	5,912,268	5,128,040
	Grand Total(a+b):	13,853,510	16,465,311
34.00	Power & Fuel:		
	Petrol & Diesel	6,694,890	7,070,916
	Firewood	514,154	620,172
	Lubricant	4,098,119	3,926,098
	Electricity Purchase from PBS	2,519,495	2,498,759
	Farness oil	359,700	362,542
	Other Fuel	82,291	53,495
	Total:	14,268,649	14,531,982





Amount in Taka	
2019	2018

35.00 Transport, Repair & Maintenance:

House Rent Realizable

Consumable Stores & Spares	2,550,945	3,563,126
Other Factory Supplied	383,240	286,626
Repair & Maintenance Outside	346,692	569,074
Total:	3,280,877	4,418,826

36.00 Depeciation

A. Mill Assets

Factory Building	186,265	200,550
Plant & Machinery	1,687,992	1,503,002
Equipment	1,190,039	982,109
Vichels & Transport	16,437,946	16,512,992
Total (A)	19,502,242	19,198,653

B. IDA (W.B) Assets (plant and machinery)

C. PEC (India) (plant and machinery)

Total (A+B+C)

1,077,283	1,078,047
	194
20,579,525	20,276,894

Managing Director

Director

Director





Rangpur Sugar Mills Limited
Mahimaganj, Gaibandha.

List of Liabilities for goods Supplied For the year ended June 30, 2019

Annexure- A

SL. NO.	M.R.R.No	Date	Suppliers Name	Particulars	JV No	Date	Taka	Total Taka
1	504	30.6.12	M/s.Renwick	T.R.Bearing	1074	30.6.12	75,900	75,900
2	1233	11.1.15	M/s.ZBSM	P. Switch	957	30.6.15	18,800	
3	1252	2.2.15	M/s.Carew &Co	Sprit	957	30.6.15	3,976	
4	1282	28.2.15	M/s.JSM	Brong Electros	957	30.6.15	15,306	
5	1323	22.4.15	CT-2713F	Floculent	957	30.6.15	60,000	
6	1365	28.6.15	M/s.MKSM	P.S.Steel	957	30.6.15	64,520	162,602
7	21	6.12.15	M/s.NTSM	Anti Scelent	1110	30.6.16	150,000	
8	111	25.2.16	M/s.Renwick	C.I Body	1110	30.6.16	300,000	
9	131	13.4.16	M/s.NBSM	D.Seed	1110	30.6.16	29,524	479,524
10	296	13.11.16	M/s.Renwick		1214	30.6.17	43,262	
11	339	15.11.16	M/s.NTSM	Anti Scelent	1214	30.6.17	102,000	
12	357	21.12.16	M/s.Mithu	Sand & Stone	1214	30.6.17	30,550	
13	374	28.12.16	M/s.Shathi	Filter Paper	1214	30.6.17	3,500	179,312
14	581	10.10.17	M/s.NBSM	Floculent	1273	30.6.18	15,000	
15	587	18.10.17	M/s.MKSM	Anti Scelent	1273	30.6.18	120,000	
16	600	26.10.17	M/s.NBSM	Floculent	1273	30.6.18	54,000	
17	630	27.11.17	M/s.PCHSM	Electros	1273	30.6.18	51,550	
18	702	15.1.18	M/s.NTSM	Nickel Screen	1273	30.6.18	31,196	271,746
20	855	18.9.18	M/s.SHSM	Fipronil	874	30.06.19	229,740	
21	946	30.1.19	M/s.THSM	Sodium	874	30.06.19	13,650	
22	981	26.2.19	M/s.BITAC	Gear	874	30.06.19	199,700	
27	1013	8.4.19	CT-2757F	P.Brass	874	30.06.19	29,379	
28	1030	10.5.19	M/s.BITAC	Bucket	874	30.06.19	11,948	
30	1036	22.5.19	CT-2760F	Nickel Screen	874	30.06.19	101,652	
31	1047	18.6.19	M/s.Renwick	ICC Link	874	30.06.19	77,250	
31	1047	18.6.19	M/s.Renwick	ICC Link	874	30.06.19	51,500	
32	1049	18.6.19	M/s.Renwick	Nut Bolt	874	30.06.19	13,870	728,689
33	1069	30.6.19	M/s.ACI Ltd.	Zink	1011	30.06.19	300,000	
34	1071	30.06.19	M/s.ACI Ltd.	Brifer	1011	30.06.19	2,626,000	2,926,000
35	1073	30.06.19	M/s Renwick	Clear Furnes	1028	30.06.19	370,000	370,000
36	1073	30.06.19	M/s.Renwick	Juice Pump	1031	30.06.19	1,360,000	1,360,000
37	850	30.06.19	M/s.F.Rahman	Glove Valve	1033	30.06.19	6,560	
38	860	30.06.19	M/s.Rostom	Coconut Seedling	1033	30.06.19	55,305	
39	871	30.06.19	Mr.Parves	Finish	1033	30.06.19	6,286	
40	1019	30.06.19	Mr.Parves	Herpic	1033	30.06.19	4,476	
41	1050	30.06.19	Mr.perves	Phynail	1033	30.06.19	2,450	
42	1051	30.06.19	Mr.perves	Vim Powder	1033	30.06.19	3,870	78,947
Total								6,632,720

Managing Director

Director

Director





Rangpur Sugar Mills Limited
Outstanding Liabilities for Expenses
For the year ended june 30,2019

Annexures -B

SL.NO.	JV no	Date	Particulars	Balance as on 30th june,2019
1	1289	30.06.18	Farm Audit Fee 2017-2018	100,000
2	1289	30.06.17	Cost Audit Fee 2017-2018	60,000
3	581-602	30.04.19	April/19 Salary	7,192,281
4	644-673	31.05.19	May/19 Salary	5,713,151
5	897	30.06.19	May/19 Salary	1,513,138
6	763-794	30.06.19	June/19 Salary	8,882,962
7	859	30.06.19	Seed Bill Payment	25,294
8	908-919	30.06.19	Labour Bill (Farm)	1,306,973
9	963	30.06.19	Salary	51,741
10	964	30.06.19	Almirah Purchases	19,920
11	964	30.06.19	Fertilizer Loading	80,205
12	964	30.06.19	Oil Purchases exp	16,027
13	964	30.06.19	Tax token	125,278
14	964	30.06.19	Outstanding House rent	105,400
15	964	30.06.19	Traveling Expenses	63,435
16	964	30.06.19	Cane Dev. Exp	31,392
17	964	30.06.19	Postage Exp	10,314
18	964	30.06.19	Entertainment Expense	14,082
19	964	30.06.19	Law Exp	5,280
20	964	30.06.19	Printing & Stationery	9,335
21	964	30.06.19	General Club exp	42,207
22	965	30.06.19	Cost Audit Fee 2018-19	75,000
23	965	30.06.19	CA Audit Fee 2018-19	100,000
24	1013	30.06.19	Turn Over Taz 2018-19	380,830
25	1019	30.06.19	CM fees (BSTI)	556,290
Total				26,480,535

Managing Director

Director

Director





Rangpur Sugar Mills Ltd.

Mahimaganj, Gaibandha.

Schedule of Gratuity Payable For The Year Ended June 30, 2019

Annexure-C

SLNo.	Name	Designation	Date of Origin	Amount(TK.)	Date of Retried
1	A.Mannan	Jeep Driver	30.6.16	241,560	31.12.15
2	" Mozibar Rahman	Elec.Forman	30.6.16	724,756	1.7.15
3	" Hobibar Rahman	Security Gard	13.5.17	232,067	4.4.17
4	" RaShidul Islam	"	30.6.17	216,123	2.6.17
5	" Rafiqul Islam	S.B.A	* 31.12.17	407,903	31.10.17
6	Nahid Hashan	CDA	31.12.17	128,656	29.9.16
7	Safiqul Islam	W/c	31.3.18	105,988	20.11.17
8	Altaf Hossain	Watch Man	30.6.19	1,252,612	30.9.18
9	Montaj	S.Pan Helper	30.6.19	127,440	10.2.19
Total				3,437,105	

Managing Director

Director

Director





Rangpur Sugar Mills Limited
Trade Creditors
For the year Ended June 30, 2019

Annex ure -D

SL.NO.	Particulars	Address	Origin Date	Balance as on 30th june,2019
1	M/.S Nokon ltd	Dhaka	30.06.16	695,793
2	BITAC	Khulna	30.04.19	1,293,763
3	ACI Fformulation	Dhaka	30.06.15	568,403
4	BITAC	Bagura	30.06.19	321,019
5	Chowdhury Enterprise	Dhaka	30.06.15	91,494
6	Confidence Scientific	Dhaka	30.06.15	2,352
7	TSP Complex	Chitagonj	30.06.18	14,750,000
8	Jamuna Fertilizer & Co	Tarakandi	30.06.18	11,900,000
9	Rani Printing & Packaging	Dhaka	30.06.15	108,347
10	BITAC	Dhaka	30.06.19	40,137
11	Purnata Body Bilders	Dhaka	30.06.15	117,075
12	Abul Kasem Mia	Mahimagonj	30.06.19	22,868
13	Classic Foyeies ltd	Dhaka	30.06.19	870,760
14	Sony Traders	Mahimagonj	30.06.19	201,487
15	Ajom & Sons	Rajshahi	30.06.19	13,984
16	Padma Printers	Bagura	30.06.19	13,830
17	Mithu Trades	Mahimagonj	30.06.19	52,321
18	Amirul Islam	Mahimagonj	30.06.19	153,432
Total				31,217,065

Managing Director

Director

Director





Rangpur Sugar Mills Limited
Contractor Security Deposit
For the Year Ended June 30,2019

Annex ure -E

SL.NO.	Particulars	Address	Origin Date	Credit Ammount
1	M/S Rahim & Sons	Bagura	01.07.2007	10,000
2	M/S Kama Uddin Haydar	Bagura	01.07.2007	10,000
3	M/S Shok Rana	* Bagura	01.07.2007	10,000
4	M/S Enamul Haque	Bagura	01.07.2007	10,000
5	M/S Savar Refractories	Dhaka	.0.07.201	48,200
6	M/S I.A. Rabar Industries	Dhaka	01.07.2010	15,632
7	M/S Uttara Re- Trading	Dhaka	21.07.2007	25,000
8	M/S Rahim Afroz Distribution	Dhaka	01.07.2010	16,373
9	M/S Estern Construction & Sons	Dhaka	01.07.2007	8,100
10	M/S Millars Pump Ltd	Dhaka	01.07.2007	10,000
11	M/S Milon Enterprise	Dhaka	01.07.2007	7,000
12	M/S Dayno Motors	Bagura	01.07.2007	5,000
13	M/S Esern Motors LTD	Bagura	1.0702007	5,000
14	M/S Janata Eng. Workshop	Bagura	01.07.2007	3,000
15	M/S Saha Ali Motors	Dhaka	29.09.2008	6,640
16	M/S Reliable Motors	Dhaka	01.07.2007	46,420
17	M/S Titas Refractories	Dhaka	04.09.2008	5,000
18	M/S Mesbah Eng.	Dhaka	01.07.2008	57,270
19	M/S Sohel Traders	Mahimagonj	31.08.2015	15,411
20	M/S Farhad Enterprise	Kustia	01.07.2008	13,500
21	M/S Tanvir Enterprise	Gabindagonj	01.07.2008	1,491
22	M/S Mehenur Alom	Mahimagonj	25.08.2008	4,000
23	M/S Aktarujjaman Tara	Mahimagonj	05.08.2008	4,000
24	M/S Uttara Bangla Auto Mobile	Bagura	12.06.2015	9,000
25	M/S Waymax Corporation	Bagura	14.10.2009	10,000
26	M/S Islam Eng.	Kustia	09.05.2011	32,000
27	M/S Ismail Hossain	Dhaka	27.04.2015	8,000
28	M/S Mitila Auto	Mahimagonj	11.06.2013	5,500
29	M/S Saidur Rahaman	Gopalpur	16.06.2015	7,120
30	M/S Rafiqul & Sons	Mahimagonj	06.09.2015	32,859
31	M/S Shafiqul Kabir	Mahimagonj	06.05.2014	3,000
32	M/S Nur Islam	Bagura	22.10.2011	1,000
33	M/S Shah Alom	Chak Rahimapur	09.07.2015	9,000
34	M/S Mamin Mia	Chak Rahimapur	09.09.2013	1,000
35	M/S Every Scale & Measure.Ltd	Eshordi	31.10.2012	10,000
36	M/S DaFaroque Hossain	Jibonpur	09.02.2013	5,640
37	M/S Ronju Mia	Sri Rampur	11.06.2013	15,000
38	M/S Shafiqul Islam	Nol danga	11.06.2013	8,000
39	M/S Nasir Uddin	Kamar Para	11.06.2013	9,000
40	M/S Rezaul Karim	Sree potipur	04.07.2013	20,000
41	M/S Ayen Uddin	Sree potipur	09.09.2013	1,000





42	M/S Rasel Mia	Osman para	09.09.2013	1,000
43	M/s Ekramul Haque	Fasitola	31.10.2013	2,000
44	M/S Hamko Cor.	Bagura	01.06.2016	54,987
45	M/S Shakoyat Hossain	Potair	07.08.2017	1,000
46	M/S Labu Mia	Gopalpur	23.09.2018	20,000
47	M/S Sona Mia	Taltola	24.09.2014	1,000
48	M/S Jamal Uddin	Gopalpur	22.01.2015	3,500
49	M/D Joytree Enterprise	Mahimagonj	16.09.2015	3,180
50	M/S Nanno Mia	*Mahimagonj	30.12.2014	3,000
51	M/S Monsur Rahaman	Mahimagonj	07.08.2017	2,900
52	M/S Mokbul Hossain	Gopalpur	16.02.2015	9,745
53	M/S Mirjaul	Gopalpur	16.02.2015	1,000
54	M/S Makbul Hossain	Gopalpur	16.02.2015	500
55	M/S Abdur Jalil	Gopalpur	16.02.2015	10,780
56	M/S Amirul Islam	Mahimagonj	29.07.2018	2,050
57	M/S Jamal Mrida	Gopalpur	21.01.2015	7,000
58	M/S Rifat Traders	Mahimagonj	11.06.2016	1,568
59	M/S F. Rahaman Enterprise	Dhaka	18.08.2015	2,725
60	Khan Boilers & Mech	Dhaka	14.12.2015	5,750
61	M/S Star Enterprise	Pabna	31.12.2015	8,840
62	Md. Shamim Mondol	Pabna	07.03.2016	35,000
63	M/S New Relaiable Motors	Dhaka	22.10.2017	98,100
64	Md Faroque Mech	Dup Chachia	16.06.2017	39,956
65	Shahin Auto Mobile	Bagura	11.07.2017	20,260
66	M/S Jaharul Islam	Daridhaha	06.08.2017	2,000
67	M/S Mahatab Hossain	Puntair	13.08.2018	3,000
68	M/S Dilshan Traders	Puntair	10.08.2017	40,000
69	Jotika Eng. Workshop	Bagura	20.10.2017	9,335
70	M/s Khokan Traders	Mahimagonj	25.01.2018	184
71	M/s Rafiqul Islam	Chandon pat	25.01.2018	10,000
72	M/s Abul Kasem	Sree potipur	15.11.2018	46,935
73	M/s Abul Kasem	Gobindagonj	06.12.2018	22,220
74	M/S Mithu Traders	Gobindagonj	15.11.2018	62,700
75	M/S Padma Printers	Bagura	07.08.2018	27,100
76	M/S Korshed Alom	Chak Rahimapur	17.09.2018	1,000
77	M/S Abdul Sheikh	Chak Rahimapur	17.09.2018	1,000
78	M/S Badsha Mia	Ulipur	01.11.2018	20,000
79	M/S Sony Traders	Mahimagonj	13.11.2018	16,392
80	M/S Masud Eng. Workshop	Dorshana	18.03.2019	23,548
Total				1,145,411

Managing Director

Director

Director





Rangpur Sugar Mills Limited

Mahimaganj, Gaibandha.

Staff Security Deposit for the year ended june 30, 2019

Annexure- F

SI.No	Name	Designation	Deposit Date	Amount
1	Samsul Alom	Cashier	01.07.2008	750
2	Mannan	Cashier	01.07.2008	750
3	Asraful Islam	C.D.A	01.07.2008	6,109
4	Mozaffor Rahaman	C.D.A	01.07.2008	50,000
5	Abdul Hai Masud	C.D.A	01.07.2008	244
6	Sofiul Islam (Jinnah)	C.D.A	07.10.2006	17,049
7	Sekendar Alom	C.D.A	07.10.2006	299
8	Rafiqul Islam	C.D.A	07.10.2006	50,000
9	Shohel Rana	C.D.A	11.10.2006	20
10	Nur Mostafizur Rahaman	Cashier	02.10.2007	50,000
11	Abdul Motin Prodan	Cashier	02.10.2007	46,650
12	Firoz Kabir	Cashier	10.12.2007	50,000
13	Abdur Razzaq	Cashier	10.12.2007	50,000
14	Saharul Islam	Cashier	10.12.2007	50,000
15	Jaynul Abedin	Cashier	27.12.2007	50,000
16	Abdur Mannan Prodan	C.I.C	28.02.2008	50,000
17	Solaiman Ali	C.I.C	28.02.2008	50,000
18	Mojammel Hoque	C.I.C	28.02.2008	50,000
19	Motiar Rahaman	C.I.C	02.03.2008	50,000
20	Abdus Salam	C.I.C	02.03.2009	50,000
21	Abdul Wahed Prodan	C.I.C	02.03.2010	50,000
22	Abdur Rasid Mondol	C.I.C	02.03.2011	50,000
23	Ranzit Kumer	C.I.C	11.12.2007	50,000
24	Akteruzzaman	C.I.C	11.12.2007	50,000
25	Nurul Islam	T. Helper	02.12.2018	5,000
26	A.T.M Mostafa Jamal;	Cashier	10.12.2018	50,000
27	Motabur Rahaman	Cashier	24.12.2008	50,000
28	Abdur Hannna	CIC	10.03.2008	1,471
29	Tofazzol Hossen	CIC	10.03.2008	20,000
		Total		998,342

Managing Director

Director

Director





Rangpur Sugar Mills Limited
Advance Against Motor Cycle
For the year ended june 30,2019

Annexure -G

SL.NO.	Particulars	Address	Origin Date	Balance as on 30th june,2019
1	Md. Mozibur Rahaman	CDA	30.06.2004	31,206
2	Sofiqur Rahaman	Manager (Civil)	30.06.2007	2,827
3	Abu Suffian	CDA	18.07.2015	60,740
4	Johirul Islam	Asst. Manager (ext)	10.08.2013	5,557
5	Joynul Abedin	DM (ext)	11.05.2013	26,490
6	Mostofafizur Rahaman	CIC	18.07.2015	49,890
7	Rafiqul Islam	SACDO	31.12.2015	24,552
8	S.M. Jalal	CIC	30.10.2017	72,230
9	Ferdous Alom	SACDO	26.05.2019	77,040
10	Sajedur Rahaman	SACDO	26.05.2019	77,040
11	Chita Ronjon Das	DGM	30.06.2019	120,888
Total				548,460

Managing Director

Director

Director





Rangpur Sugar Mills Limited

Mahimaganj, Gaibandha.

Advance Against TA/DA For the year ended june 30, 2019

Annex ure- H

Sl.No	Name	Designation	Date of Orgin.	Debit(Taka)	Credit (TK)
1	Ilias Ahammed	Account Asstt.	30.06.18	3,042	
2	Moksed Ali	CDA	30.6.16	2,883	
3	Faruk Hossain	CDA	30.6.18	21,517	
4	Mizanur Rahman	CDA	30.6.17	10,830	
5	Mostafizur Rahman	CIC	30.6.17	60,635	
6	A.Salam	CIC	30.6.17	16,004	
7	Abu Sufian (Suja)	CDA	13.6.19	13,971	
8	Dilip Kumar	G.M(Agrill)		3,490	
9	Zillur Rahman	Scal Man	13.6.19	1,970	
10	Abul Hossain	Tarbain Forman	31.3.18	3,391	
11	Rafiqul islam	Mecanis	30.6.18	20,713	
12	A.Matin	Tarbain Helper	30.6.19	56,657	
13	Sultan Ahammed	Panman	30.6.18	6,434	
14	Anamul Hoque	Fiter	30.6.18	1,920	
15	Amzad Hossain	Tarnar	30.6.18	1,420	
16	Zahidul Islam	Boilar Attee.	30.6.19	500	
17	A.Razzak	D,M(Production)	30.6.19	2,189	
18	A.Samad Azad	Stem Engin Driver	30.6.19	100	
19	Saidur Rahman	Mecanis	30.6.19	20	
20	Sami Ulla	Mecanis	30.6.19	1,000	
21	Abu Rayhan	Analist	30.6.19	1,308	
22	Golzar Rahman	Welder	30.6.19	1,633	
23	Akmal Hossain	S.TD	19.10.14	3,068	
24	Zahurul Islam	S.TD	30.6.19	8,000	
25	Abul Hossain	TD	30.6.17	17,235	
26	Altab Hossain	TD	30.6.17	6,886	
27	Wahedul Islam	TD	30.6.19	4,480	
28	Abu Taleb	TD	30.6.19	11,027	
29	Abu Jafor	TD	30.6.17	15,801	
30	Abu Bakkar	TD	30.6.17	746	
31	Joyanal Abedin	S.TD	30.6.19	4,550	
32	A.Samad Azad	T.Helper	30.6.19	575	
33	Golzar Rahman	STH	30.6.19	485	
34	Mokammel Hoque	STD	30.6.19	220	
35	Amzad Hossain	TD	30.6.19	5,487	
36	Toriqul Islam	G.Super	30.6.19	2,000	
37	Saidur Rahman	S.TD(Saha)	30.6.19	262	
38	Shah Jahan Ali	Elec.	30.6.19	120	
39	Mostafizur Rahman	S.TD	30.6.19	570	
40	A.Alim	Tarlor Helper	30.6.19	120	
				313,259	
		Total		313,259	

Managing Director



Director





Rangpur Sugar Mills Limited

Mahimaganj, Gaibandha.

Advance Against Expenses For The Year Ended June 30, 2019

Annexure-I

SL.No	Name	Disgenation	Date of Orgin	Debit(Taka)	Credit(TK)
1	Parves Shazzad	DCMO	02.6.19	96,839	
2	Ataur Rahman	Sr. Clerk	30/1/19	89,999	
3	Zahidur Rahman	Sortar	23/6/19	5,214	
4	Amzad Hossain	Security	24/3/19	1,102	
5	Tofazzal Hosain	Store Keper	22/12/18	10,210	
6	Gones Chandro	Advocate	30.6.13	799	
7	Said ATM Mozaffor Ali	Advocate	30.6.13	14,618	
8	Saidur Rahman	Baristar	2.2.16	50,000	
9	A.M Masum	Darister	30/6/18	100,000	
10	Zahidul Islam	Ju.Officer	31/5/19	21,747	
11	Kamruzzaman	Clerk	31/5/19	10	
12	Rafiqul Islam	MD	30/6/19	2,000	
13	Nazmul Huda	G.M(Fin.)	30/6/19	37,706	
14	Obaidullah	A.A.O	30.9.13	18,155	
15	Sahidul Islam	A.A.O	30/6/19	10,874	
16	Jahaggir Alam	Clerk	30/6/19	90	
17	Nur Mostafijur Rahman	Cashiar-1	8/4/2019	1,590	
18	Atiquzzaman	G.M(Fin.)	30/6/19	6,000	
19	Rejaul Karim	G,M(Cane)	30/6/19	94,873	
20	Fazlul Karim	G.M(Cane)	30/6/19	8,420	
21	Abu Sufian(Suja)	CDA	30.6.13	10,000	
22	Abdul Hannan	CDA	30.6.15	3,050	
23	Rasel Mosafor	CDA	30/6/18	2,800	
24	Abu Bakkar Siddique	PIC	30.6.18	29,500	
25	Shohel Rana	CDA	31.5.17	13,822	
26	Mostafizur Rahman	CDA	31.1.18	1,000	
27	Humayan Kabir	DM(Farm)	30.4.18	5,060	
28	Serajul Islam	CDA	18.6.18	40,927	
29	Annoto Kumar	CDA	30/6/18	2,800	
30	Ekram Hossain	Fisharis	30/6/18	1,370	
31	Tofazzal Hossain	CIC	31/5/19	279	
32	Aktaruzzaman	CIC	30/6/18	1,800	
33	Bimol Chandro	CDA	28/8/18	196	
34	Narayon Chandro	CDA	30/6/18	2,400	
35	Mojaffor Rahman	MLSS	30/6/18	300	
36	Robindro nath	DGM(s.)	30/9/18	116,545	
37	Mozammel Hoque	CIC	25/12/18	660	
38	Solaiman Ali	CIC	30/6/19	10	
39	S.M. Jalal	CDA	30/6/19	3,080	
40	Shadat zaman Mondal	CDA	25/12/18	160	
41	A.Rashid	CIC	25/12/19	660	
42	ChittoRanjon Dash	DGM(s.)	18/6/19	10,657	
43	Sazzadul Bari	Asst.Enginear	30/6/19	37,037	
44	Asraful Islam	D.M(Pro.)	30/6/19	1,458	
45	Golam Rabbani	Asstt.Manager	30/6/19	5,113	





46	Nurul Islam Sek	Asstt. Manager	30.6.19	14,922	
47	Raton kumar Haldar	DM (Civil)	30.6.18	109,917	
48	Samim Miah	Asstt. Eng.	30/6/19	373	
49	Azadul Islam	Farnes Labour	12.3.18	39,114	
50	Fakrul Islam	A.A. (Mec.)	30.6.19	1,131	
51	Mozibar Rahman	Elec. Forman	30/6/19	8,612	
52	Mpzammel Hoque	Sr. Elect.	30/6/19	9,647	
53	Zillur Rahman	TLR	30/6/19	28,714	
54	Samiullah	Mecanish	16/2/19	4,200	
55	Meherul Islam	Auto Elec.	30/6/19	725	
56	Khoda Boks	G. Forman	31.1.17	121	
57	Feroz Kabir	Jeep Driver	30.6.18	26	
Total				1,078,432	

Managing Director

Director

Director





Rangpur Sugar Mills Limited
Advance Against Suppliers
For The Year Ended June 30,2019

Annexure -J

SL. NO.	Particulars	Address	Origin Date	Balance as on 30th june,2019
1	M/S Padda Oil Co. ltd	Chitagonj	08.01.19	40,401
2	Connect Dist. Ltd	Bogra	17.12.18	34,072
3	M/S Haque Printing & packing	Dhaka	30.06.15	80,000
4	Bornomala Offset Fees	Gobindagonj	22.11.17	13,130
Total				167,603

Managing Director

Director

Director





Rangpur Sugar Mills Limited
Contractor Current A/C
For the year ended june 30,2019

Annixture -K

SL.NO.	Particulars	Address	Origin Date	Balance as on 30th june,2019
1	M/S Foysar Ali	Shapmara	17.12.18	172,325
2	M/S Matlubur Rahaman	Cashier	16.02.19	102,970
3	M/S Reyan Traders	Maderpur	24.02.19	17,057
Total				292,352

Managing Director

Director

Director





Rangpur Sugar Mills Limited
Mahimaganj, Gaibandha.
List of store in Transit as at June 30, 2019

Annexure L

SL No.	H.O.Ref. No.	Date	Contract No	Date	Name of Materials	Nature of Expenses	Taka
1	B=Jv-30	30.09.16	CT-2730F	27.07.16			93,571
	C-Jv-61	31.05.17					
2	PV-181	15.12.16	Ct-444L	11.08.16		Cost & Exp.	568,771
	C-Jv-48	31.05.17					
3	C-Jv-49	31.05.17	CT-2732F	07.08.16		Other exp.	23,250
	C-Jv-64	03.08.16					
4	C-Jv-48	30.06.18	CT-2742F	10.07.17		Cost	79,834
5	C-Jv-35	18.09.17	2743F	13.07.17		Cost	40,881
	C-Jv-50	30.06.18					
6	CV-612	06.11.17	2744F	13.07.17		Other exp.	35,180
7	C-Jv-57	30.06.18	2747F	29.08.17		Cost & Exp.	46,730
8	CV-54	30.06.18	2748F	29.08.17		Cost	31,019
9	C-JV-60	30.06.19	2751F	29.11.17		Cost & Exp.	336,105
10	C-JV-108	31.12.18	2756F	07.08.18		Cost	158,347
	C-Jv-60	31.05.19					
11	C-Jv-61	31.05.19	2758F	07.08.18		Cost	58,772
12	C-Jv-63	31.05.19	2761F			Exp.	35,520
			Total				1,507,980

Managing Director

Director

Director





Rangpur Sugar Mills Ltd,
Mahimaganj, Gaibandha.
Sale of Sugar for the year ended June 30, 2019

Particulars	Quantity	Annexure M		Total Amount (TK.)
		Rate of TK. Per M.T	Rate of TK. Per M.T	
Ration	4	50,000		175,000
Mill	9	50,000		450,000
Mill	1		65,000	65,000
Free Sale	648	50,000		32,377,500
Head Office	130		65,000	8,444,800
Food Deptt.	110	50,000		5,505,000
Total:-	901			47,017,300

Managing Director

Director

Director





Rangpur Sugar Mills Ltd.
Mahimaganj, Gaibandha.
For the year ended June 30, 2019

(A) As per Tender.

Annexure N

Date	Total (M.T)	Gross Amount	VAT & Tax			Total Vat & Tax	Net Amount
			VAT 15%	VAT 4%	Tax 5%		
43,262	250	3,212,530	388,613	103,630	129,538	621,781	2,590,749
	500	4,550,000	546,000	182,000	182,000	910,000	3,640,000
43,588	500	6,375,000	765,000	255,000	255,000	1,275,000	5,100,000
	1,250	14,137,530	1,699,613	540,630	566,538	2,806,781	11,330,749

B) Free Sale :

	4	56,669	6,855	1,828	2,285	10,968	45,701
	151	1,473,376	176,805	58,935	58,935	294,675	1,178,701
Total	156	1,530,045	183,660	60,763	61,220	305,643	1,224,402
	2	27,917	3,350	1,117	1,117	5,584	22,333
	2	23,509	2,821	940	940	4,701	18,808
Total	4	51,426	6,171	2,057	2,057	10,285	41,141
	23	301,849	36,514	9,737	12,171	58,422	243,427
	21	200,399	24,104	8,035	8,035	40,174	160,225
	23	224,392	26,912	8,971	8,971	44,854	179,538
Total	67	726,640	87,530	26,743	29,177	143,450	583,190
Total(B)	227	2,308,111	277,361	89,563	92,454	459,378	1,848,733
G.Total:(A+B)	1,477	16,445,641	1,976,974	630,193	658,992	3,266,159	13,179,482

Managing Director

Director

Director





Rangpur Sugar Mills Ltd,
Mahimaganj, Gaibandha.

Interest Statement for the year ended June 30, 2019

Annexure- O

SI No	Bank	A/C no	Loan Type	Year	Total Interest
1	Sonali Bank Mahimaganj Br.	511138076437	Agriculture	2013-14	18,772,561
2	Sonali Bank Mahimaganj Br.	511138076445	Agriculture	2014-15	17,993,134
3	Sonali Bank Mahimaganj Br.	511138076453	Agriculture	2015-16	24,492,399
4	Sonali Bank Mahimaganj Br.	673078747	Agriculture	2016-17	30,659,789
5	Sonali Bank Mahimaganj Br.	511110620007	Agriculture	2017-18	29,093,517
6	Sonali Bank Shilpa Bhaban Br. Dhaka	1617037000287	CC-35		16,813,741
7	Head Office Interest				139,234,535
	Total Interest				277,059,676
Less- Collection From Growers					2,435,395
Net Interest					274,624,281

Managing Director

Director

Director





Rangpur Sugar Mills Limited

Mahimaganj, Gaibandha.

Schedule of Audit Objection for the year ended June 30, 2019

Annexure -P

Sl.No	Name	Designation	JV No	Date of Orgin.	(Taka)
1	Md. Shamsul Alom	Boiler Att.	1023	30/06/2016	18,384
2	Md. Anisur Rahaman	Security Guard	1102	30/06/2016	6,342
3	Md. Majibur Rahaman	Elec. Forman *	1142	30/06/2016	9,944
4	Md. Afsar Ali	Senior Elec.	101	31/08/2016	19,173
5	Md. Abdur Aziz	Security Guard	301	30/11/2016	17,735
6	Md. Monjurul Islam	CDA	507	31/01/2017	8,334
7	Naimul Haque	Senior Mech.	800	30/04/2017	14,138
8	Md. Habibur Rahaman	Night Guard	871	31/05/2017	32,105
9	Shaharul Islam	CDA	872	31/05/2017	12,826
10	Md. Rasidul Islam	Night Guard	1176	30/06/2017	29,497
11	Abdul Mannan	Night Guard	1299	30/06/2017	2,511
12	Md. Habibur Rahaman	Night Guard	871	31/05/2017	4,028
13	Md. Shaharul Islam	CDA	872	31/05/2017	4,545
14	M/S Tutul Engineering	Kustia	1264	30/06/2017	92,431
15	Md. Nahid Hassan	CDA	576	31/01/2018	39,171
16	Md. Rafiqul Islam	SBA	577	31/01/2018	82,197
17	Md. Shaful Islam	Record Cleark	704	31/03/2018	7,212
18	Md. Shahidul Alom	Manager	1053	31/05/2018	94,040
19	Shibendro nath Saha	MD	1054	31/05/2018	186,635
20	Md. Siraj uddin	DGM	1055	31/05/2018	4,742
21	Md. Saiful Islam	DM	1056	31/05/2018	31,572
22	Md. Siddique Hossain	Mini Eng.	1060	31/05/2018	26,574
23	Md. Anisur Rahaman	DM (Admin)	1063	31/05/2018	490,570
24	Md. Masumi Welding	Mahimagonj	418	31/12/2017	14,322
25	Md. Altaf Hossain	Watch man	795	30/06/2019	54,358
Total					1,303,386

Managing Director

Director

Director





Rangpur Sugar Mills Limited

Mahimaganj, Gaibandha.

Schedule of Fertilizer Shortage Recoverable For The Year Ended June 30, 2019

Annexure -Q

Sl.No	Name	Designation	Date of Orgin.	(Taka)
1	Md. Younis Ali	CDA (pay off)		127,632
2	Md. Abdul Hamid	CDA (pay off)		148,029
3	Md. Nazob Uddin	CDA (pay off)		12,736
4	Md. Mojibur Rahaman	CDA (pay off)		48,761
5	Md. Abdur Hannan	CDA (pay off)		32,738
6	Md. Golam Rabbani	CDA (pay off)		216,672
7	Md. Abdul Majid	CDA (pay off)		6,326
8	Md. Abdul hnnan-2	CDA		867
9	Md. Nurul Islam	CDA		166,582
10	Md. Tafazzel Hossain	CDA		1,067
11	Md. Shahanur Islam	CDA		1,253
12	Md. Sekendar Alom	CDA		14,323
13	Md. Abul Hossain	CDA		4,426
14	Md. Taufiqul Reza	CDA		1,545
15	Md. AbdurRazzaq	CDA		121
16	Md. Mosiur Rahaman	CDA		1,460
17	Md. Enamul Haque	CDA		15,407
18	Md. Nurun Nabi	CDA		9,083
19	Md. ATM Wabidul	CDA		9,234
20	Md. Mahabubur Rahaman	CDA		60,451
21	Md. Rasidul Hasan	CDA		1,236
22	Md. Mazaharul Islam	CDA		4,528
23	Md. Humayon Kabir	CDA		2,085
24	Md. Abdur Momin Mondol	CDA		821
25	Md. Shohorab Akand	CDA		7,797
26	Md. Mozibur Rahaman	CDA	30/06/2010	3,438
27	Md. Rafiqul islam	CDA		1,664
28	Md. Makhan Chandra	CDA		6,669
29	Md. Nazmul Haque	CDA		3,839
30	Md. Abdul Zailil	CIC	30/06/2010	2,395
31	Md. Mozaffer Rahaman	CDA	30/06/2010	208
32	Md. Akteruzzaman	CIC	30/06/2010	13,256
33	Md. Nurul Islam	CIC	30/06/2010	356
34	Md. Sayedur Rahaman	CIC	30/06/2010	455
35	Md. Mozammel Haque	CIC	30/06/2010	1,542
36	Md. Abdur Rasid Mondol	CIC	30/06/2010	2,597
37	Md. Abdur Salam	CIC	30/06/2010	2,937
38	Md. Abdur Mannan Pradan	CIC	30/06/2010	1,852
39	Md. Monirul Islam	CDA	30/06/2010	4,201
41	Md. Shahirier Karim	CDA	30/06/2010	879
42	Md. Moklesur Rahaman	CIC	30/06/2010	478
43	Md. Raihan Kabir	CDA	30/06/2010	1,011
44	Md. Abu Naser Badsha	CDA	30/06/2010	301
45	Md. Sirajul Islam	CIC	30/06/2010	7,112
46	Md. Abu Sufian	CDA	30/06/2010	1,746
47	Md. Shahadat Hossain	CDA/CIC	30/06/2010	1,676
48	Md. Mostafizur Rahaman	CIC	30/06/2010	515
49	Lutfor Rahaman	CIC	30/06/2010	4,449
50	Md. Bodiuzzaman	CIC	30/06/2010	290
51	Md. Mazarul Islam	CDA	30/06/2010	824
52	Md. Rashedul Zamil	CDA	30/06/2010	668
53	Reazul Karim Akhand	CIC	30/06/2010	1,337
Total				961,875

Managing Director

Director

Director





Rangpur Sugar Mills Limited

Mahimaganj, Gaibandha.

Shedule of Fertilizer Shortage Recoverable For The Year Ended June 30, 2019

Annexure -Q

Sl.No	Name	Designation	Date of Orgin.	(Taka)
1	Md. Younis Ali	CDA (pay off)		127,632
2	Md. Abdul Hamid	CDA (pay off)		148,029
3	Md. Nazob Uddin	CDA (pay off)		12,736
4	Md. Mojibur Rahaman	CDA (pay off)		48,761
5	Md. Abdur Hannan	CDA (pay off)		32,738
6	Md. Golam Rabbani	CDA (pay off)		216,672
7	Md. Abdul Majid	CDA (pay off)		6,326
8	Md. Abdul hnan-2	CDA		867
9	Md. Nurul Islam	CDA		166,582
10	Md. Tafazzel Hossain	CDA		1,067
11	Md. Shahanur Islam	CDA		1,253
12	Md. Sekendar Alom	CDA		14,323
13	Md. Abul Hossain	CDA		4,426
14	Md. Taufiqul Reza	CDA		1,545
15	Md. AbdurRazzaq	CDA		121
16	Md. Mosiur Rahaman	CDA		1,460
17	Md. Enamul Haque	CDA		15,407
18	Md. Nurun Nabi	CDA		9,083
19	Md. ATM Wabidul	CDA		9,234
20	Md. Mahabubur Rahaman	CDA		60,451
21	Md. Rasidul Hasan	CDA		1,236
22	Md. Mazaharul Islam	CDA		4,528
23	Md. Humayon Kabir	CDA		2,085
24	Md. Abdur Momin Mondol	CDA		821
25	Md. Shohorab Akand	CDA		7,797
26	Md. Mozibur Rahaman	CDA	30/06/2010	3,438
27	Md. Rafiqul islam	CDA		1,664
28	Md. Makhan Chandra	CDA		6,669
29	Md. Nazmul Haque	CDA		3,839
30	Md. Abdul Zalil	CIC	30/06/2010	2,395
31	Md. Mozaffer Rahaman	CDA	30/06/2010	208
32	Md. Akteruzzaman	CIC	30/06/2010	13,256
33	Md. Nurul Islam	CIC	30/06/2010	356
34	Md. Sayedur Rahaman	CIC	30/06/2010	455
35	Md. Mozammel Haque	CIC	30/06/2010	1,542
36	Md. Abdur Rasid Mondol	CIC	30/06/2010	2,597
37	Md. Abdur Salam	CIC	30/06/2010	2,937
38	Md. Abdur Mannan Pradan	CIC	30/06/2010	1,852
39	Md. Monirul Islam	CDA	30/06/2010	4,201
41	Md. Shahirier Karim	CDA	30/06/2010	879
42	Md. Moklesur Rahaman	CIC	30/06/2010	478
43	Md. Raihan Kabir	CDA	30/06/2010	1,011
44	Md. Abu Naser Badsha	CDA	30/06/2010	301
45	Md. Sirajul Islam	CIC	30/06/2010	7,112
46	Md. Abu Sufian	CDA	30/06/2010	1,746
47	Md. Shahadat Hossain	CDA/CIC	30/06/2010	1,676
48	Md. Mostafizur Rahaman	CIC	30/06/2010	515
49	Lutfur Rahaman	CIC	30/06/2010	4,449
50	Md. Bodiuzzaman	CIC	30/06/2010	290
51	Md. Mazzarul Islam	CDA	30/06/2010	824
52	Md. Rashedul Zamil	CDA	30/06/2010	668
53	Reazul Karim Akhand	CIC	30/06/2010	1,337
Total				961,875

Managing Director

Director

Director



Abstract Of Depreciation Of Mill Assets
For the year ended June 30, 2019

Description	Value as on 01-07-18	Addition During the Year 2018-2019	Trans/Adj. During the Year 2018-19	Total Value on 30-06-2019	Depreciation as on 01-07-18	Depreciation During the Year	Trans/Adj. During the Year 2018-	Total Depreciation as on 30-06-19	Written Down Value as on 30-06-19
A:									
Transport & Vehicles Mills	114,546,641			114,546,641	82,064,622	16,437,946		98,502,568	16,044,073
Intigrated Sugar Cane Dev. Scheme	420,970			420,970	420,969			420,969	1
Sub-Total	114,967,611	-	-	114,967,611	82,485,591	16,437,946		98,923,537	16,044,074
Land & Land Development	827,995			827,995	-			-	827,995
Intigrated Sugar Cane Dev. Scheme	54,000			54,000	-			-	54,000
Sub-Total	881,995			881,995					881,995
Building & Other Construction, Mills	16,329,489			16,329,489	14,731,635	145,349		14,876,984	1,452,505
Multiplication & rech Scheme	1,063,081			1,063,081	838,411	26,576		864,987	198,094
Sub-Total	17,392,570	-	-	17,392,570	15,570,046	171,925		15,741,971	1,650,599
Plant & Machinery	38,662,190	1,799,000		40,461,190	23,347,480	1,687,992		25,035,472	15,425,718
Cattle Feed Plant	288,458			288,458	288,457			288,457	1
Sub-Total	38,950,648	1,799,000	-	40,749,648	23,635,937	1,687,992	-	25,323,929	15,425,719
Furniture Fixture & Other Office Equip. Mills	3,896,370	205,488		4,101,858	3,049,129	207,930		3,257,059	844,799
Intigrated Sugar Cane Dev. Scheme	35,480			35,480	35,444			35,444	36
Sub-Total	3,931,850	205,488	-	4,137,338	3,084,573	207,930		3,292,503	844,835
Factory Equipment Loose Tools	11,300,848			11,300,848	5,721,551	965,954		6,687,505	4,613,343
Sundry Assets	162,560			162,560	114,222	16,155		130,377	32,183
Sub-Total	11,463,408	-	-	11,463,408	5,835,773	982,109		6,817,882	4,645,526
Total "A"	187,588,082	2,004,488	-	189,592,570	130,611,920	19,487,902	-	150,099,822	39,492,748
B:									
INTENSIVE CANE DEV. SCHEME									
I.C.D.S Phase - I	596,806			596,806	550,817	10,394		561,211	35,595
I.C.D.S Phase - II	728,637			728,637	697,077	3,946		701,023	27,614
Total "B"	1,325,442	-	-	1,325,442	1,247,894	14,340		1,262,234	63,209
GRAND TOTAL (A+B)	188,913,525	2,004,488	-	190,918,013	131,859,814	19,502,242	-	151,362,056	39,555,956

Managing Director

Director

Director



Schedule Of Property Plant & Equipment
For the year ended June 30, 2019

	Description	Value as on 01-07-18	Addition During the Year 2019	Trans/Adj. During the Year 2018-19	Total Value as on 30-06-2019	Depreciation on 01-07-18 as	Depreciation During the Year	Trans/Adj. During the Year 2018-19	Total Depreciation as on 30-06-19	Written Down Value as on 30-06-19
1	A: INTER NATIONAL DEVELOPMENT A. BUILDING. Strengthening out growers. Mills Rehabilitation. Sub:- Total:- Plant and Machinery Transport Vehicals	11,425,417 562,262 11,987,679 62,916,734 2,190,244	-	-	11,425,417 562,262 11,987,679 62,916,734 2,190,244	11,425,389 562,261 11,987,650 61,151,612 2,190,241	1,077,283	-	11,425,389 562,261 11,987,650 62,228,895 2,190,241	28 1 29 687,839 3
2	OFFICE EQUIPMENT: Strengthening Out Growers. Mills Rehabilitation Training	129,365 90,634 74,465	-	-	129,365 90,634 74,465	129,363 90,632 74,459	-	-	129,363 90,632 74,459	2 2 6
3	Technical Assistance. Sub Total:-	171,799 466,264	-	-	171,799 466,264	171,794 466,249	-	-	171,794 466,249	5 15
5	FURNITURE AND FIXTURE: Strengthening Out Growers. Mills Rehabilitation Agricultural Management Sub:-Total:- Total:-	305,550 177,146 217,950 700,646 78,261,567	-	-	305,550 177,146 217,950 700,646 78,261,567	305,540 177,125 217,943 700,608 76,496,360	1,077,283	-	305,540 177,125 217,943 700,608 77,573,643	10 21 7 38 687,924
6	B. PROJECT AND EQUIPMENT CORPORATION OF INDIA. Plant and Machinery.	36,815,552	-	-	36,815,552	36,815,183	-	-	36,815,183	369
	GRAND TOTAL TAKA.	115,077,118	-	-	115,077,118	113,311,542	1,077,283	-	114,388,825	688,293

Managing Director

Director

Director

