

*Auditors' Report and
Audited Financial Statements*

Of

Setabganj Sugar Mills Limited

Setabganj, Dinajpur

For the year ended June 30, 2019

AUDITORS

M M Rahman & Co.

Chartered Accountants
Padma Life Tower, Level-10
115 Kazi Nazrul Islam Avenue,
Bangla Motor, Dhaka-1000

Akhter Abbas Khan & Co.

Chartered Accountants
Nirman Samad Trade Centre (5th Floor)
63/1, Pioneer Road, Kakrail,
Dhaka-1000

INDEPENDENT AUDITOR'S REPORT

To the shareholders of Setabganj Suger Mills Limited

Qualified Opinion

We have audited the financial statements of the company which comprises the statement of financial positions as at June 30, 2019 and the statement of profit or loss and other comprehensive income, statement of changes in equity and statement of cash flows for the year then ended, and a summary of significant accounting policies and other explanatory information.

In our opinion, the financial statements, prepared in accordance with International Financial Reporting Standards (IFRS), International Accounting Standards (IAS) give a true and fair view of the state of the company's affairs as at June 30, 2019 and of the results of its operations and cash flows for the year then ended and comply with the Companies Act 1994, the Securities and Exchanges Rules 1987 and other applicable laws and regulations.

Basis for qualified opinion

1. Sale of Sugarcane by the Farms for Tk. 72,402,549 has been included in cost of raw materials in Mill's accounts as cost of sales, but at the same time Farm's sale of sugarcane for Tk. 72,402,549 has also been included in the total consolidated sales figure of the enterprise which resulted inflated revenue to the tune of Tk. 72,402,549 having double effect in the gross sales of the enterprise.
2. The company's net working capital, operating cash flows, operating/ gross profit were negative. The key financial ratios indicate the company is facing going concern problem.

We conducted our audit in accordance with International Standards on Auditing (ISA). Those standards require that we plan and perform the audit to obtain reasonable assurance about whether the financial statements are free of material misstatement. An audit includes examining, on a test basis, evidence supporting the amounts and disclosures in the financial statements. An audit also includes assessing the accounting principles used and significant estimates made by management, as well as evaluating the overall financial statement presentation. We believe that our audit provides a reasonable basis for our qualified opinion.

Responsibilities of management and those charged with governance for the financial statements

Management is responsible for the preparation and fair presentation of these financial statements in accordance with International Financial Reporting Standards (IFRS), International Accounting Standards (IAS), the Companies Act 1994 and other applicable laws and regulation and for such internal control as management determines is necessary to enable the preparation of financial statements that are free from material misstatement, whether due to fraud or error.

In preparing the financial statements, management is responsible for assessing the Company's ability to continue as a going concern, disclosing, as applicable, matters related to going concern and using the going concern basis of accounting unless management either intends to liquidate the Company or to cease operations, or has no realistic alternative but to do so.

Those charged with governance are responsible for overseeing the Company's financial reporting process.

Auditor's responsibility for the audit of the financial statements

The objectives of our audit are to obtain reasonable assurance about whether the financial statements as a whole are free from material misstatement, whether due to fraud or error, and to issue an auditor's report that includes our opinion. Reasonable assurance is a high level of assurance, but is not a guarantee that an audit conducted in accordance with ISAs will always detect a material misstatement when it exists. Misstatements can arise from fraud or error and are considered material if, individually or in the aggregate, they could reasonably be expected to influence the economic decisions of users taken on the basis of these financial statements.

As part of an audit in accordance with ISAs, we exercise professional judgment and maintain professional skepticism throughout the audit. We also:

- Identify and assess the risks of material misstatement of the financial statements, whether due to fraud or error, design and perform audit procedures responsive to those risks, and obtain audit evidence that is sufficient and appropriate to provide a basis for our opinion. The risk of not detecting a material misstatement resulting from fraud is higher than for one resulting from error, as fraud may involve collusion, forgery, intentional omissions, misrepresentations, or the override of internal control.
- Obtain an understanding of internal control relevant to the audit in order to design audit procedures that are appropriate in the circumstances, but not for the purpose of expressing an opinion on the effectiveness of the Company's internal control.
- Evaluate the appropriateness of accounting policies used and the reasonableness of accounting estimates and related disclosures made by management.
- Conclude on the appropriateness of management's use of the going concern basis of accounting and, based on the audit evidence obtained, whether a material uncertainty exists related to events or conditions that may cast significant doubt on the Company's ability to continue as a going concern. If we conclude that a material uncertainty exists, we are required to draw attention in our auditor's report to the related disclosures in the financial statements or, if such disclosures are inadequate, to modify our opinion. Our conclusions are based on the audit evidence obtained up to the date of our auditor's report. However, future events or conditions may cause the Company to cease to continue as a going concern.
- Evaluate the overall presentation, structure and content of the financial statements, including the disclosures, and whether the financial statements represent the underlying transactions and events in a manner that achieves fair presentation.

We communicate with those charged with governance regarding, among other matters, the planned scope and timing of the audit and significant audit findings, including any significant deficiencies in internal control that we identify during our audit.

We also provide those charged with governance with a statement that we have complied with relevant ethical requirements regarding independence, and to communicate with them all relationships and other matters that may reasonably be thought to bear on our independence, and where applicable, related safeguards.


From the matters communicated with those charged with governance, we determine those matters that were of most significance in the audit of the financial statements of the current period and are therefore the key audit matters. We describe these matters in our auditor's report unless law or regulation precludes public disclosure about the matter or when, in extremely rare circumstances, we determine that a matter should not be communicated in our report because the adverse consequences of doing so would reasonably be expected to outweigh the public interest benefits of such communication.

Report on other legal and regulatory requirements

In accordance with the Companies Act 1994, we also report the following:

- a) We have obtained all the information and explanations which to the best of our knowledge and belief were necessary for the purposes of our audit and made due verification thereof;
- b) In our opinion, proper books of account as required by law have been kept by the company so far as it appeared from our examination of these books;
- c) The statement of financial position and statement of profit or loss and other comprehensive income dealt with by the report are in agreement with the books of account and returns; and
- d) The expenditure incurred was for the purposes of the company's business.

MW Rahman & Co.
Chartered Accountants


Akhter Abbas Khan & Co.
Chartered Accountant

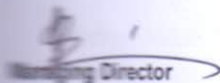
Dated, Dhaka
December 26, 2019

Setabganj Sugar Mills Limited
Statement of Financial Position

As at June 30, 2019

Particulars	Notes	Amount in Taka			
		Mills	Farm	June 30, 2019	June 30, 2018
Assets					
Non-current assets		475,264,539	34,999,602	510,264,140	452,285,380
Property, plant and equipment	04	89,204,680	34,999,602	124,204,282	104,367,756
Case Development Scheme Phase-II	05	512,665	-	512,665	560,487
Inter unit receivables(Farm & subsidiary)		385,547,194	-	385,547,194	347,357,137
Current assets		347,738,613	46,431,505	394,170,118	431,265,147
Inventories	06	230,536,610	38,173,620	268,710,230	331,328,553
Trade & Other Receivable	07	11,406,389	5,313,231	16,719,620	15,393,422
Inter Project current account	08	756,167	-	756,167	662,058
Advance, deposit and prepayments	09	93,564,850	2,944,654	96,509,504	77,952,876
Cash and cash equivalents	10	11,474,596	-	11,474,596	5,928,238
Total Assets:		823,003,152	81,431,107	904,434,259	883,550,527
Equity and Liabilities					
Shareholders' equity		(4,248,475,063)	(320,299,010)	(4,568,774,074)	(3,942,703,947)
Share capital	11	2,200,000	-	2,200,000	2,200,000
Government Equity Fund	12	122,677,970	-	122,677,970	122,677,970
Reserve & Surplus	13	10,223,863	4,360,774	14,584,637	14,584,637
Retained earnings	14	(4,383,576,896)	(324,659,784)	(4,708,236,681)	(4,082,166,555)
Long Term Liability		1,935,391,278	385,547,192	2,320,938,471	2,148,393,282
Grants From Various State	15	3,510,115	-	3,510,115	3,557,937
Loan	16	1,931,881,164	-	1,931,881,164	1,797,478,209
Inter unit payable(Mill)		-	385,547,192	385,547,192	347,357,137
Current liabilities		3,136,086,937	16,182,924	3,152,269,861	2,677,861,192
Accounts payables	17	263,099,300	16,182,924	279,282,224	255,921,275
Inter Project Current Account	18.01	108,450,534	-	108,450,534	74,924,583
Head Office Current Accounts	18.02	2,764,537,103	-	2,764,537,103	2,347,015,334
Total equity and liabilities:		823,003,152	81,431,107	904,434,259	883,550,527

The annexed notes from 1 to 24 and Annexure - A to L form an integral part of these financial statement.


Managing Director


Director


Director

Signed in terms of our separate report of even date.


Akhter Abbas Khan & Co.
Chartered Accountants

M M Rahman & Co.
Chartered Accountants


Dhaka
December 26, 2019




Setabganj Sugar Mills Limited
Statement of profit or loss and other comprehensive income
For the year ended June 30, 2019

Particulars	Notes	Amount in Taka			
		Mills	Farm	2018-2019	2017-2018
Gross revenue	19	156,301,997	72,402,549	228,704,546	198,929,810
Less: Cost of goods sold	20	413,118,998	80,621,944	493,740,942	406,161,966
Gross Profit/Loss		(256,817,001)	(8,219,395)	(265,036,396)	(207,232,156)
Operating Expenses					
Administrative Expenses	21	78,354,724	38,734,430	117,089,154	107,322,232
Selling Expenses	22	2,273,424	-	2,273,424	1,343,235
Total operating expenses		80,628,148	38,734,430	119,362,578	108,665,466
Total operating profit/Loss		(337,445,149)	(46,953,825)	(384,398,974)	(315,897,622)
Other income	23	54,328,203	10,694,398	65,022,601	67,761,044
Less: Finance cost	24	305,429,973	-	305,429,973	311,669,254
Net profit/Loss before income tax		(588,546,918)	(36,259,427)	(624,806,346)	(559,805,833)
Less: Income tax expense		1,263,781	-	1,263,781	1,336,407
Net profit/Loss after tax		(589,810,699)	(36,259,427)	(626,070,127)	(561,142,240)


The annexed notes from 1 to 24 and Annexure - A to L form an integral part of these financial statement.


Managing Director


Director


Director

Signed in terms of our separate report of even date.


Akhter Abbas Khan & Co.
Chartered Accountants

M M Rahman & Co.
Chartered Accountants

Dated: Dhaka
December 26, 2019




Setabganj Sugar Mills Limited
Statement of Changes in Equity
For the year ended June 30, 2019

For Mills


Particulars	Share capital	GOVT. Equity Fund	Capital reserve	Retained earnings	Total Taka
Balance as at 30 June 2018	2,200,000	122,677,970	10,223,863	(3,793,766,197)	(3,658,664,364)
Adding during the year			-	-	
Net profit after tax for the year				(589,810,699)	(589,810,699)
Prior year adjustment				-	-
Balance as at 30 June 2019	2,200,000	122,677,970	10,223,863	(4,383,576,896)	(4,248,475,063)

For Farms

Particulars	Share capital	Capital reserve	Retained earnings	Total Taka
Balance as at 30 June 2018	-	4,360,774	(288,400,357)	(284,039,583)
Net profit after tax for the year			(36,259,427)	(36,259,427)
Prior year adjustment			-	-
Balance as at 30 June 2019	-	4,360,774	(324,659,784)	(320,299,010)

Managing Director

Akhter Abbas Khan & Co.
Chartered Accountants

Director



Director

M M Rahman & Co.
Chartered Accountants

Dated: Dhaka
December 26, 2019



Setabganj Sugar Mills Limited
Statement of cash flow
For the year ended June 30, 2019

	Amount in Taka	
	2018-2019	2017-2018
A Cash flow from Operating Activities:		
Net profit/(Loss) for the year	(626,070,127)	(561,142,240)
Prior year adjustment	-	-
Depreciation	11,532,424	11,018,528
(Increase)/decrease in Cane Development Scheme Phase-II	47,822	47,822
(Increase)/decrease in Inventories	62,618,323	(40,277,372)
(Increase)/decrease in Debtors	(1,326,198)	(11,273,965)
(Increase)/decrease in Inter Company Project	(94,109)	(190,212)
(Increase)/decrease in Advance & Prepayment	(18,556,628)	3,780,166
(Increase)/decrease Inter unit receivables(Farm & subsidiary)	(38,190,055)	-
Increase/(decrease) Inter unit payable(Mill)	38,190,056	-
Increase/(decrease) Inter Project Current Account	33,525,952	-
Increase/(decrease) Head Office Current Accounts	417,521,769	-
Increase/(decrease) in Accounts Payable	23,360,949	401,858,643
Net cash flow from operating activities	(97,439,823)	(196,178,630)
B Cash flow from Investing Activities:		
Purchase of Fixed Asset	(31,368,950)	(51,393,840)
Net cash flow from Investing Activities	(31,368,950)	(51,393,840)
C Cash flow from Financing Activities:		
Increase/(decrease) in Loan	134,402,954	244,839,352
Increase/(decrease) in Grants from Various States	(47,822)	(47,822)
Net cash flow from Financing Activities	134,355,133	244,791,530
D Net Cash Inflow / Outflow (A+B+C)	5,546,360	(2,780,940)
E Opening Cash & Bank Balances	5,928,237	8,709,177
F Cash in hand & bank at the end of the year	11,474,597	5,928,237


Managing Director


Director


Director

Akhter Abbas Khan & Co.
Chartered Accountants

M M Rahman & Co.
Chartered Accountants



Dated: Dhaka
December 26, 2019

Setabganj Sugar Mills Ltd.
Setabganj, Dinajpur

Notes to the financial statements
For the year ended June 30,2019

1.00 BACKGROUND OF THE COMPANY :

M/S. Setabganj Sugar Mills Limited (STSML) is a public limited company incorporated in 1981. The STSML's manufacturing plant is located in the district of Dinajpur. The company was nationalized as per nationalization order of 1972 and subsequently was placed under Bangladesh Sugar and Food Industries Corporation (BSFIC) for its control, supervision and direction.

2.00 MAIN ACTIVITIES OF THE COMPANY:

The main activities of the company were to produce sugar from sugarcane and molasses as by-product. Sugar was sold all over in Bangladesh based on fixed price by the ministry of industry. Molasses was sold at the price of open tender.

3.00 ACCOUNTING AND RELATED POLICIES:

3.01 Accounting Policy:

The accounting and reporting policies of the company conform to the Bangladesh Accounting Standards (BASs). The company carries its assets and liabilities principally on historical cost convention and follows the accrual method of accounting under integrated accounting system except otherwise where necessary.

3.02 Depreciation :

Fixed assets have been depreciated on straight - line method on original cost of Fixed Assets at the rates varying from 2.5% to 25% depending on the nature and usefulness of the assets. Depreciation is charged for the full year in the year of acquisition irrespective of the date when the related assets are put into use.

3.03 Valuation of Inventories :

- a. Stock of sugar has been valued at net realizable value.
- b. Stock of molasses is valued net realize able value.
- c. Work - in - process is valued at 100% of material cost plus 75% of conversion cost as per previous practice.
- d. Stock of stores and spares are valued at weighted average cost price method.

3.04 Physical Inventory :

Physical inventory of stock and stores and vehicle were carried out during the year under audit by the mills management.

3.05 Service and Support from BSFIC :

The mills avail some administrative and other services from BSFIC in those areas where such common services can efficiently be provided . This includes internal auditing, special auditing, administrative and technical support, arrangement of finance & supplies etc.

		Amount in Taka			
		Mills	Farm	2019	2018
04	Property, Plant and Equipment: Tk.124,204,282				
	At Cost:				
	Opening Balance	410,113,640	52,734,743	462,848,383	411,454,544
	Addition During The Year	11,612,205	19,756,745	31,368,950	51,393,840
	Disposal/Adjustment During The Year	-	-	-	-
		421,725,845	72,491,488	494,217,333	462,848,383
	Less: Depreciation				
	Opening Balance	324,262,841	34,217,786	358,480,627	347,462,099
	Charges During The Year	8,258,324	3,274,100	11,532,424	11,018,528
	Disposal/Adjustment During The Year	-	-	-	-
	Closing Balance	332,521,165	37,491,886	370,013,051	358,480,627
	Written Down Value (Annexure-A)	89,204,680	34,999,602	124,204,282	104,367,756
05	Cane Development Scheme Phase-II: Tk.512,665				
	Opening Balance	560,487	-	560,487	608,309
	Add: Adding During The Year	-	-	-	-
	Less: Adjustment	47,822	-	47,822	47,822
		512,665	-	512,665	560,487
06	Inventories: Tk.268,710,230				
	Stock of Finished Goods (6.1)	179,173,049	-	179,173,049	225,679,843
	Work in Process (6.2)	1,484,801	35,734,215	37,219,015	47,767,148
	Stock of Stores & Spares (6.3)	42,032,732	-	42,032,732	50,294,519
	Store Control (External) (6.4)	2,719,206	2,439,406	5,158,612	2,973,431
	Store in Transit	5,126,822	-	5,126,822	4,613,613
	Total	230,536,610	38,173,620	268,710,230	331,328,553
6.1	Stock of Finished Goods : Tk.179,173,049				
	Sugar (3085.50 MT)	154,275,000	-	154,275,000	172,767,500
	Molasses (Steel Tank 3452.05 MT)	24,898,049	-	24,898,049	52,912,343
	Total	179,173,049	-	179,173,049	225,679,843
6.2	Work-In-Process : Tk.37,219,015				
	Cost of Sugar (16.04 MT)	1,457,465	-	1,457,465	675,213
	Molasses (3.79 MT)	27,336	-	27,336	16,724
	Work-In-Process	-	35,734,215	35,734,215	47,075,211
	Total	1,484,801	35,734,215	37,219,015	47,767,148
6.3	Stocks of Stores & Spares : Tk.42,032,732				
	Construction Materials	122,224	-	122,224	90,851
	Fuel & Lubricants	2,078,633	-	2,078,633	1,589,901
	Production Materials & Chemical	2,577,023	-	2,577,023	1,773,965
	Fertilizer & Insecticides	6,276,280	-	6,276,280	10,853,544
	Loos Tools	306,900	-	306,900	321,404
	Transport Spares & Equipment	4,110,879	-	4,110,879	5,212,141
	Electrical Spares Parts	4,458,658	-	4,458,658	4,612,681
	Chemical Supplies & Lab. Apparatus	113,791	-	113,791	97,901
	Mechanical Spares Parts	16,533,471	-	16,533,471	19,563,496
	Stationary	18,950	-	18,950	27,547
	Miscellaneous Stores	613,541	-	613,541	652,303
	Iron Steel & Ferrous Materials	1,395,466	-	1,395,466	1,213,423
	Pipe Tubes & Fittings	2,749,808	-	2,749,808	2,090,629
	Paints & Burnishes	43,412	-	43,412	21,491
	General Hardware Stores	182,553	-	182,553	140,274
	Domestic Equipment	43,625	-	43,625	3,043
	Cord, Ropes & Chain	61,269	-	61,269	36,489
	Packing Gasket & Insulating Material	325,251	-	325,251	318,218
	Refractories	-	-	-	158,019
	Office Equipments	21,000	-	21,000	21,000
	Stock of stores & Spares	-	-	-	1,496,199
	Furnitures & Fixtures	-	-	-	-
	Total	42,032,732	-	42,032,732	50,294,519

Amount in Taka			
Mills	Farm	2019	2018

6.4 Store Control (External) : Tk.5,158,612

A. Fertilizer:

Uria	248,115	158,643	406,758	290,448
TSP	761,949	42,925	804,874	1,290,996
MOP	170,192	194,822	365,014	174,533
Sub Total: A	1,180,256	396,390	1,576,646	1,755,976

B. Insecticides:

Zinc	10,822	86,600	97,421	1,021
Amocozim	15,594	568	16,162	15,670
Adfuran	131	-	131	131
Advising	2,442	51,138	53,579	2,539
Farestin	210	-	210	210
Piriban	15,702	771	16,473	15,702
Brifar	1,017,964	428,155	1,446,119	742,225
Biofertilizer	185,023	506,465	691,488	71,989
Furadan	1,703	117,588	119,291	120,821
Fendol	95,936	31,475	127,411	54,022
Non Judicial Stamp	193,425	-	193,425	193,125
4201 Desiel	-	116,539	116,539	-
4202 Mobil	-	13,927	13,927	-
4203 Greeze	-	30,390	30,390	-
4239 Sement Plear	-	659,400	659,400	-
Sub Total: B	1,538,950	2,043,016	3,581,966	1,217,454

Grand Total (A+B)

2,719,206	2,439,406	5,158,612	2,973,431
------------------	------------------	------------------	------------------

07 Trade & Other Receivables : Tk.16,719,620

Receivables for mills (Annexure-B)	11,406,389	-	11,406,389	12,976,766
Receivables for farms (Annexure-C)	-	-	-	-
Receivable for land lease money	-	5,004,926	5,004,926	1,651,459
Receivable for shop rent	-	308,305	308,305	765,197
	11,406,389	5,313,231	16,719,620	15,393,422

08 Inter Company Project : Tk.756,167

Shampur Sugar Mills Ltd. Rangpur	-	-	-	-
Shipping Office, Chittagong	5,077	-	5,077	5,077
Joypurhat Sugar Mills Ltd.	-	-	-	-
Faridpur Sugar Mills Ltd.	277,589	-	277,589	277,589
Rajshahi Sugar Mills Ltd.	320,228	-	320,228	-
Zeal Bangla Sugar Mills Ltd.	-	-	-	-
Nature Sugar Mills Ltd.	153,274	-	153,274	379,393
	756,167	-	756,167	662,058

Notes of Audit Team: Inter Company balance were not reconciled.

09 Advance, Deposit & Prepayments: : Tk.96,509,504

Loan for Motor cycle (Annexure-D)	940,926	103,735	1,044,661	1,197,247
Loan for Bycycle (Annexure-E)	49,037	-	49,037	63,837
Advance Against TA/DA	19,255	-	19,255	100,840
Advance Against Expenses (Annexure-F)	367,738	-	367,738	404,071
Loan to Cane Growers	40,585,602	-	40,585,602	44,734,498
Cane, Fertilizer & Insecticide shortage	(18,420)	-	(18,420)	(12,894)
Advance Against Taxation	3,931,217	1,039,978	4,971,195	4,971,195
Advance Against Suppliers	11,218,994	-	11,218,994	5,280,457
Deposit & Prepayments	220,058	-	220,058	339,572
Audit Objection	1,671,343	-	1,671,343	2,440,293
Advance Against Salary (Annexure-G)	34,554,100	1,800,941	36,355,041	18,433,761
Sale of Sugar on Ration Shop	25,000	-	25,000	-
	93,564,850	2,944,654	96,509,504	77,952,876

		Amount in Taka			
		Mills	Farm	2019	2018
10	Cash & Cash Equivalents : Tk.11,474,596				
	Cash in hand	6,928	-	6,928	28,111
	Cash at bank (10.1)	11,467,669	-	11,467,669	5,900,126
		11,474,596	-	11,474,596	5,928,238
10.1	Cash at Banks : Tk.11,464,784				
	Sonali Bank Mill Road, Setabganj A/C STD -128	465,836	-	465,836	372,000
	Sonali Bank Mill Road, Setabganj A/C STD -032	8,400,848	-	8,400,848	477,472
	Sonali Bank Mill Road, Setabganj A/C STD -087	509,758	-	509,758	924,690
	Sonali Bank Shilpobhaban Corporate A/CSTD-049	100,000	-	100,000	100,000
	Sonali Bank Shilpobhaban Corporate A/CSTD-0461	473,202	-	473,202	458,444
	Rupali Bank C/D-3577	1,515,140	-	1,515,140	3,564,636
		11,464,784	-	11,464,784	5,897,242
	Blocked Accounts				
	Habib Bank Ltd. Guarantee A/c	1,500	-	1,500	1,500
	United Bank of India Ltd.	189	-	189	189
	Central Bank of India Ltd.	1,195	-	1,195	1,195
		2,884	-	2,884	2,884
		11,467,669	-	11,467,669	5,900,126
11	Share Capital:				
	Authorized share capital				
	15,00,000 Ordinary share @ Tk.10/= each	15,000,000	-	15,000,000	15,000,000
	Issued, subscribed & paid up capital				
	3,000,000 of 0% cumulative preference shares of Tk.100/- each	500,000	-	500,000	500,000
	1,70,000 Ordinary Shares of Tk.10/- each	1,700,000	-	1,700,000	1,700,000
		2,200,000	-	2,200,000	2,200,000
12	Government Equity Fund: Tk.122,677,970				
	Seed Multiplication and Research Farm Scheme (40%)	2,602,000	-	2,602,000	2,602,000
	Integrated Cane Development Programme (ICDP)	999,970	-	999,970	999,970
	ADP (Ext).	119,076,000	-	119,076,000	119,076,000
		122,677,970	-	122,677,970	122,677,970
13	Reserve and Surplus: Tk.14,584,637				
	This is made up as follows:				
	Mills (13.01)	10,223,863	-	10,223,863	10,223,863
	Farms	-	4,360,774	4,360,774	4,360,774
	Total	10,223,863	4,360,774	14,584,637	14,584,637
13.01	Profit on sale on fixed assets	10,223,863	-	10,223,863	10,223,863
14	Retained Earnings: Tk.-4,708,236,681				
	Opening Balance	(3,793,766,197)	(288,400,357)	(4,082,166,554)	(3,521,024,315)
	Add: Profit During the year	(589,810,699)	(36,259,427)	(626,070,127)	(561,142,240)
		(4,383,576,896)	(324,659,784)	(4,708,236,681)	(4,082,166,555)
	Add: Perior Year Adjustment	-	-	-	-
		(4,383,576,896)	(324,659,784)	(4,708,236,681)	(4,082,166,555)
15	Grants From Various State: Tk.3,510,115				
	Intensive cane Development Scheme Phase- II (ICDS Phase-II)	512,665	-	512,665	560,487
	UK Grants	2,997,450	-	2,997,450	2,997,450
		3,510,115	-	3,510,115	3,557,937

Amount in Taka				
Mills	Farm	2019	2018	
16	Loan: Tk.1,931,881,164			
	Foreign Loan (16.1)	2,666,168	-	2,666,168
	Government Loan (16.2)	12,890,557	-	12,890,557
	Cash Credit with sonali bank, Dhaka (CC- 100)	196,364,993	-	196,364,993
	Agriculture loan from Sonali Bank (16.3)	1,719,959,446	-	1,599,061,684
		1,931,881,164	-	1,797,478,209
16.1	Foreign Loan			
	IDBI Loan	2,666,168	-	2,666,168
16.2	Government Loan:			
	Annual Development Project (ADP- EXT)	1,312,950	-	1,312,950
	Seed Multiplication and Research Farm Scheme (60%)	507,632	-	507,632
	Current Account (B IDC)	419,494	-	419,494
	Option Fund	10,237,515	-	10,237,515
	ADP Loan(Centrifugal Machine)	412,967	-	412,966
		12,890,557	-	12,890,557
16.3	Agriculture Loan from Sonali Bank			
	Sonali Bank Mill Road, Setabganj Br. RCD-35(2013-14)	-	-	289,361,572
	Sonali Bank Mill Road, Setabganj Br. RCD-36(2014-15)	262,050,819	-	279,507,630
	Sonali Bank Mill Road, Setabganj Br. RCD-37(2015-16)	322,226,375	-	296,426,660
	Sonali Bank Mill Road, Setabganj Br. RCD-38(2016-17)	370,101,226	-	375,983,139
	Sonali Bank Mill Road, Setabganj Br. RCD-39(2017-18)	389,751,026	-	357,782,683
	RCD-1817662000008 (2018-19)	375,830,000	-	375,830,000
		1,719,959,446	-	1,599,061,684
17	Accounts Payable: Tk.279,282,224			
	Provision for bad & Doubtful debts	55,267		55,267
	Provision for Leave & Gratuity (17.1)	50,858,772	3,335,906	54,194,679
	Other Payable (Annexure-H)	44,611,660	-	44,611,660
	Trade Creditors (Annexure-I)	66,902,200	-	66,902,200
	Employee Payable (17.2)	379,838	-	379,838
	Gratuity Payable (17.3)	23,945,894	-	23,945,894
	Holcim Cement	188,000	-	188,000
	Worker Profit Participation Fund	63,445	-	63,445
	Salary & Wages Payable	35,840	-	35,840
	Security Deposits	21,000	159	21,159
	Security Deposit Outside Parties (17.4)	13,752,774	-	13,752,774
	Income Tax & VAT Collected (17.5)	3,984,883	258,443	4,243,325
	STSM Provident Fund Permanent	25,579,600	-	25,579,600
	Provident fund permanent other Project	4,716,963	-	4,716,963
	STSM Provident Fund Seasonal	3,385,572	-	3,385,572
	Salary & Wages Payable	24,617,591	12,035,190	36,652,780
	Payable for Turn over Tax	-	553,227	553,227
		263,099,300	16,182,924	279,282,224
				255,921,275
17.1	Provision for Leave and Gratuity For Mills			
	Opening balance			57,463,504
	Add: Adding During the year			27,201,817
				84,665,321
	Less: Adjustment during the year			33,806,549
				50,858,772
				57,463,504
	For farms			
	Opening balance			1,190,721
	Add: Adding During the year			2,691,731
				3,882,451
	Less: Adjustment during the year			546,545
				3,335,906
				1,190,721

Amount in Taka			
Mills	Farm	2019	2018

Notes: Comments of Audit Team:

Employees of this unit are entitled to have two months
The Unit management should prepare a schedule against this liability to make appropriate provision.

17.2 Employee Payable

Opening balance	466,541	-	466,541	254,728
Add: Adding During the year	382,486	-	382,486	761,716
	849,027	-	849,027	1,016,444
Less: Adjustment during the year	469,189	-	469,189	549,903
	379,838	-	379,838	466,541

17.3 Gratuity Payable

Opening balance	29,893,377	-	29,893,377	48,854,413
Add: Adding During the year	26,365,202	-	26,365,202	32,075,275
	56,258,579	-	56,258,579	80,929,688
Less: Adjustment during the year	32,312,685	-	32,312,685	51,036,311
	23,945,894	-	23,945,894	29,893,377

Notes: Comments of Audit Team:

Employees of this unit are entitled to have two months latest basic pay as gratuity for a complete year of service.
The Unit management should prepare a schedule against this liability to make appropriate provision.

17.4 Security Deposit Outside Parties

Opening balance	11,385,482	-	11,385,482	6,900,523
Add: Adding During the year	6,413,393	-	6,413,393	6,983,043
	17,798,875	-	17,798,875	13,883,566
Less: Adjustment during the year	4,046,101	-	-	2,498,084
	13,752,774	-	17,798,875	11,385,482

17.5 Income Tax & VAT Collected

Opening balance	1,970,483	131,394	2,101,877	1,804,285
Add: Adding During the year	8,757,676	127,048	8,884,724	11,515,770
	10,728,159	258,443	10,986,602	13,320,054
Less: Adjustment during the year	6,743,276	-	-	11,349,571
	3,984,883	258,443	10,986,602	1,970,483

18 Other Payable: Tk.2,872,987,637

Inter Project Current Accounts(18.1)	108,450,534	-	108,450,534	74,924,583
Head Office Current Accounts (18.2)	2,764,537,103	-	2,764,537,103	2,347,015,334
	2,872,987,637	-	2,872,987,637	2,421,939,917

Notes: Comments of Audit Team:-Interproject Current A/C and were Head Office Current A/C were found not reconciled.

18.1 Inter Project Current Accounts (Annexurer-J)

Panchgar Sugar Mills Ltd.	2,212,487	-	2,212,487	1,772,933
Kushtia Sugar Mills Ltd.	5,303,676	-	5,303,676	906,408
North Bengal Sugar Mills Ltd.	101,111	-	101,111	853,805
Shampur Sugar Mills Ltd. Rangpur	896,290	-	896,290	9,272,880
Carew & Co	48,706,935	-	48,706,935	410,138
Rangpur Sugar Mills Ltd.	(151,737)	-	(151,737)	17,393
Mobarakgong Sugar Mills Ltd.	17,393	-	17,393	879,858
Pabna Sugar Mills Ltd.	850,997	-	850,997	3,397,441
Thakurgaon Sugar Mills Ltd.	3,670,971	-	3,670,971	54,742,736
Zeal Bangla Sugar Mills Ltd.	222,132	-	222,132	413,057
Joypurhat Sugar Mills Ltd.	1,456,970	-	1,456,970	10,990
Rajshahi Sugar Mills Ltd.	-	-	-	1,348,923
Renwick Jajneswar & Co.	45,163,309	-	45,163,309	898,020
	108,450,534	-	108,450,534	74,924,583

Amount in Taka			
Mills	Farm	2019	2018

18.2 Head Office Current Accounts

Opening balance	2,347,015,334	-	2,347,015,334	1,980,649,962
Add: Adding During the year	508,415,901	-	508,415,901	598,436,717
	2,855,431,235	-	2,855,431,235	2,579,086,679
Less: Adjustment during the year	90,894,132	-	90,894,132	232,071,345
	2,764,537,103	-	2,764,537,103	2,347,015,334

19 Revenue : Tk.228,704,546

Sales of Sugar (19.01)	142,624,250	-	142,624,250	135,311,550
Sales of Molasses (19.02)	13,677,747	-	13,677,747	18,899,814
Sugarcane transfer to mills	-	72,402,549	72,402,549	44,718,446
	156,301,997	72,402,549	228,704,546	198,929,810

19.01 Sales of Sugar

(Annexure-K)

Particulars

Particulars	2018-2019		2017-2018	
	Quantity (MT)	Amount (Tk)	Quantity (MT)	Amount (Tk)
Free sale	1,931	96,552,500	1,527	84,467,000
Ration	7	353,250	9	496,950
Police	199	9,960,000	179	10,740,000
Fire service	14	682,500	12	675,000
BGB	10	475,000	11	647,000
Dealer	-	-	-	-
Wholesale	-	-	-	-
Army	520	27,956,989	530	33,462,366
Head office	118	7,670,000	105	6,825,000
TCB	-	-	-	-
Consumer	36	1,841,000	5	340,600
RAB	-	-	-	-
Cane growers	-	-	-	-
Gross	2,835	145,491,239	2,378	137,653,916
Less Army Tax	-	1,956,989	-	2,342,366
Net Sales value		143,534,250		135,311,550

H.O. 91 (19.01)

19.02 Sale of Molasses (Annexure-L)

	2,382	13,677,747	1,466	18,899,814
--	--------------	-------------------	--------------	-------------------

20 Cost Of Goods Sold: : Tk.493,740,942

Raw Material Consumed (Note - 20.1)	158,730,930	10,771,626	169,502,555	208,938,550
Other Material Consumed (Note - 20.2)	4,809,630	27,823,828	32,633,458	24,801,822
Material used	163,540,559	38,595,454	202,136,013	233,740,372
Direct wages	-	3,705,325	3,705,325	173,569
	163,540,559	42,300,779	205,841,338	233,913,941
Other Direct exp	-	38,321,165	38,321,165	17,707,196
	163,540,559	80,621,944	244,162,503	251,621,136
Add: Factory Expenses (Note - 20.3)	203,864,508	-	203,864,508	192,107,636
Manufacturing cost (finished & unfinished)	367,405,067	80,621,944	448,027,011	443,728,773
Add: Opening Work in Progress	691,937	-	691,937	719,909
	368,097,004	80,621,944	448,718,948	444,448,681
Less: Closing Work in Progress	1,484,801	-	1,484,801	691,937
Cost of Production	366,612,203	80,621,944	447,234,147	443,756,744
Add: Opening Finished Goods	225,679,843	-	225,679,843	188,085,066
Cost of goods available for use	592,292,047	80,621,944	672,913,991	631,841,810
Less: Closing Finished Goods	179,173,049	-	179,173,049	225,679,843
Cost of Goods Sold	413,118,998	80,621,944	493,740,942	406,161,966

20.1 Raw Materials Consumed:

Amount in Taka			
Mills	Farm	2019	2018
Opening Raw Material	-	-	-
Add: Purchase (Note - 20.1.1)	158,730,930	10,771,626	169,502,555
Available for use	158,730,930	10,771,626	169,502,555
Less: Closing Raw Material	-	-	-
	158,730,930	10,771,626	169,502,555
			208,938,550

20.1.1 Purchases Of Raw Materials :

Raw Materials	152,618,981	10,771,626	163,390,606	158,029,821
Raw Materials from farm	-	-	-	44,718,446
Freight	3,353,567	-	3,353,567	2,202,316
Loading & Unloading charge	1,551,342	-	1,551,342	2,703,097
Cane carrier feeding	1,207,040	-	1,207,040	1,284,869
	158,730,930	10,771,626	169,502,555	208,938,550

20.2 Other Direct Materials

Lime	983,262	-	983,262	1,658,272
Sulphur	1,589,827	-	1,589,827	1,706,623
Others	150,916	-	150,916	441,720
Packing materials consume	1,652,030	-	1,652,030	1,940,651
Cane transport incentive	252,595	-	252,595	390,706
Sugar Bag Marking Fee	181,000	-	181,000	173,575
Fertilizer & insecticides	-	16,805,601	16,805,601	7,042,032
Pesticide & Biocide	-	5,796,991	5,796,991	9,204,483
P.O.L (Irrigation)	-	1,867,731	1,867,731	549,175
P.O.L (Plantation)	-	-	-	-
P.O.L (Transporting & Cane Hauling)	-	3,353,506	3,353,506	1,694,585
	4,809,630	27,823,828	32,633,458	24,801,822

20.3 Factory Expenses:

Salary & Wages	164,085,672	-	164,085,672	147,973,335
Repair & Maintenance	22,273,462	-	22,273,462	17,761,302
Oil and lubricant	5,947,306	-	5,947,306	4,343,942
Coal, wood & fuel	176,400	-	176,400	10,246,585
Power of PDB	3,428,841	-	3,428,841	3,486,555
Insurance	436,329	-	436,329	679,658
Depreciation	6,606,659	-	6,606,659	6,753,809
Sugarcane development expenses	909,838	-	909,838	862,451
	203,864,508	-	203,864,508	192,107,636

21 Administrative Expenses : : Tk.117,089,154

Salary & Allowance	54,695,224	30,163,462	84,858,687	73,986,012
Staff welfare expenses	1,013,536	-	1,013,536	837,968
Rent, Rates & Taxes	2,444,787	-	2,444,787	1,105,669
Insurance	2,585,717	-	2,585,717	2,334,423
Legal Expenses	328,765	-	328,765	37,900
Repair & Maintenance	-	3,822,743	3,822,743	10,492,427
Audit Fees	-	-	-	147,750
Subscription & Donation	17,000	-	17,000	32,700
Satcking, Loading, docking & Handling	1,486,782	-	1,486,782	878,675
Training expense	56,829	-	56,829	115,074
Admin overhead	-	1,474,124	1,474,124	-
Printing & Stationary	443,861	-	443,861	1,170,689
TADA	1,730,612	-	1,730,612	1,847,865
Postage, Telegram & Telephone	44,305	-	44,305	41,195
Entertainment expenses	914,246	-	914,246	783,441
Head office overhead	10,010,933	-	10,010,933	6,595,772
Bank charges	300,906	-	300,906	229,748
Directors Remuneration	70,400	-	70,400	120,600
Misc. Expenses	559,156	-	559,156	1,325,127
Corporate Taxes	-	-	-	974,476
Depreciation Exp. (Annexure-A)	1,651,665	3,274,100	4,925,765	4,264,720
	78,354,724	38,734,430	117,089,154	107,322,232

Amount in Taka				
Mills	Farm	2019	2018	
22	Selling Expenses : : Tk.2,273,424			
Salary & Allowance	1,268,113	-	1,268,113	1,225,070
Advertisement	1,005,311	-	1,005,311	118,165
	2,273,424	-	2,273,424	1,343,235
23	Other Income: : Tk.65,022,601			
House Rent	32,680	-	32,680	25,060
Sales of empty containers	-	-	-	-
Lease of farm land	-	3,386,667	3,386,667	1,664,506
Sale of Damage Scraps	2,631,467	-	2,631,467	-
Sale of Tender schedule	42,850	-	42,850	-
Govt subsidy & others	-	-	-	63,100,000
Sales proceeds of other crops	-	318,368	318,368	-
Sale of Horti Products	-	1,095,182	1,095,182	-
Forfeiture of Security Money	-	-	-	-
Misc. Income	51,621,206	5,113,742	56,734,948	2,397,221
Dokan Ghor Rent	-	780,440	780,440	574,257
	54,328,203	10,694,398	65,022,601	67,761,044
24	Finance Cost : Tk.305,429,973			
Interest on cash credit	17,105,192	-	17,105,192	12,528,870
Agricultural loan interest	124,534,746	-	124,534,746	120,423,418
Annual development project	-	-	-	65,648
Seed Multiplication and research farm scheme	-	-	-	25,382
IDBI loan interest	-	-	-	159,970
Head office loan interest	-	-	-	182,653,276
Interest on loan & overdraft	163,790,035	-	163,790,035	(4,187,309)
	305,429,973	-	305,429,973	311,669,254

Setabganj Sugar Mills Ltd.

Property, plant and equipment schedule
For the year ended 30 June 2019

Annexure-A

Mills

Name of assets	Cost			Rate of dep.	Depreciation			WDV as on 30.06.19
	Balance as on 01.07.18	Addition during the year	Disposal / Adjustment during the year		Balance as on 30.06.19	Depreciation charge during the year	Disposal / Adjustment during the year	
Land & Land Development:	650,148	-	-	-	-	-	-	650,148
Building & Other Construction:	70,251,381	-	-	2.5%	1,620,276	-	-	14,580,068
Plant & Machineries:	260,133,500	11,517,885	-	5%	4,374,058	-	-	70,299,747
Factory Equipment:	12,392,713	66,600	-	15%	1,012,896	-	-	1,756,693
Furniture & Fixtures:	2,506,338	27,720	-	15%	18,840	-	-	85,055
Transport Vehicles:	62,692,902	-	-	25%	1,137,444	-	-	1,284,811
Sundry Assets:	1,486,658	-	-	10%	94,810	-	-	548,158
Sub total	410,113,640	11,612,205	-		8,258,324	-	332,521,165	89,204,680

Allocation of Depreciation Expenses

Administration overhead (20%)

Factory overhead (80%)

1,651,664.71
6,606,659
8,258,324

Setabganj Sugar Mills Ltd.
Property, plant and equipment schedule
For the year ended 30 June 2019

Farms

Name of assets	Cost				Rate of dep.	Depreciation				WDV as on 30.06.19
	Balance as on 01.07.18	Addition during the year	Disposal / Adjustment during the year	Balance as on 30.06.19		Balance as on 01.07.18	Depreciation charge during the year	Disposal / Adjustment during the year	Balance as on 30.06.19	
Land & Land Development:	337,432	-	-	337,432		-	-	-	-	337,432
Commercial farm	273,945	-	-	273,945	0%	-	-	-	-	273,945
Modernization farm	63,487	-	-	63,487		-	-	-	-	63,487
Building & Other Construction:	11,610,113	8,669,335	-	20,279,448		4,489,005	692,538	-	5,181,543	15,097,905
Commercial farm	9,282,555	8,669,335	-	17,951,890	5%	2,217,759	621,627.75	-	2,839,387	15,112,503
Modernization Farm	2,327,558	-	-	2,327,558		2,271,246	70,910	-	2,342,156	(14,598)
Plant & Machineries:	12,384,688	-	-	12,384,688		11,552,462	118,239	-	11,670,701	713,987
Commercial farm	3,034,311	-	-	3,034,311	10%	2,202,103	118,239	-	2,320,342	713,969
Modernization farm	9,350,377	-	-	9,350,377		9,350,359	-	-	9,350,359	18
Furniture & Fixtures:	36,016	-	-	36,016		36,009	-	-	36,009	7
Commercial farm	30,638	-	-	30,638	15%	30,632	-	-	30,632	6
Modernization Farm	5,378	-	-	5,378		5,377	-	-	5,377	1
Transport Vehicles:	24,485,488	3,133,520	-	27,619,008		18,140,309	2,463,324	-	20,603,633	7,015,375
Commercial farm	23,905,461	3,133,520	-	27,038,981	25%	17,560,284	2,463,324	-	20,023,608	7,015,373
Modernization Farm	580,027	-	-	580,027		580,025	-	-	580,025	2
Forest	3,881,006	7,953,890	-	11,834,896		-	-	-	-	11,834,896
Commercial farm	3,881,006	7,953,890	-	11,834,896	-	-	-	-	-	11,834,896
Modernization Farm	-	-	-	-	-	-	-	-	-	-
Sub total	52,734,743	19,756,745	-	72,491,488	-	34,217,786	3,274,100	-	37,491,886	34,999,602
Grand Total	462,848,383	31,368,950	-	494,217,333	-	358,480,627	11,532,424	-	370,013,051	124,204,282

Note: Depreciation expense is fully charged under administration expenses.

Setabganj Sugar Mills Ltd.
Trade Receivable
As at June 30, 2019

Receivable For Mills

Annexure-B

Particular	Balance as on 1st July 2018	Addition During the year	Adjustment During the year	Balance as on 30th June 2019
Assistant Collector of Customs, Ctg.	144,284	-	-	144,284
Northern Distilleries, Jaipurhat	39,982	-	-	39,982
Army Sugar Sale	3,655,913	27,956,989	29,462,365	2,150,536
BSFIC Sugar Sale	9,136,586	7,670,000	7,735,000	9,071,586
Total	12,976,766	35,626,989	37,197,365	11,406,389

Setabganj Sugar Mills Ltd.
Receivable from Land Lease Money
As at June 30, 2019

Receivable For Farms

Annexure-C

Particular	Balance as on 1st July 2018	Addition During the year	Adjustment During the year	Balance as on 30th June 2019
3377/0108 Ranga Mia	-	30,900	-	30,900
3700/0003 Abdul Khalek, Growers	46,900	13,000	-	59,900
3700/0004 Abdul Muhit, Growers	1,380	-	-	1,380
3700/0005 Habibur Rahman Dulal, CIC	31,500	15,400	-	46,900
3700/0006 Badiuzzaman, Growers	6,878	-	-	6,878
3700/0007 Abul Hossain, Tr. Helper	(111,060)	122,900	-	11,840
3700/0008 Hamidar Rahman, Growers	122,900	-	122,900	-
3700/0018 Rejaul Islam, C/O Nozimuddin	-	12,885	-	12,885
3700/0020 Osmsn Goni, C/o Late Soleman	-	90,900	-	90,900
3700/0021 Akram Choudhori, C/o Aatur	11,700	72,725	-	84,425
3700/0024 Tofazzol Hossen, C/o Aatur	5,500	71,750	-	77,250
3700/0031 Ziarul Haq C/o Late Akbor	-	70,900	-	70,900
3700/0032 Zihidul Haq C/o Obaidul	40,040	72,010	-	112,050
3700/0035 Poresh Chondro C/o Chro Mohon	209,000	-	-	209,000
3700/0038 Faruk Hossen C/o Joinal	-	49,500	-	49,500
3700/0041 A Razzak C/o Fozlur	15,675	-	-	15,675
3700/0049 Aminul Islam, c/o Iacin Ali	-	2,500	-	2,500
3700/0053 Firoz Alom C/o Asgar	24,409	-	-	24,409
3700/0055 Jitendro Nath, C/o Khendela	44,400	46,500	-	90,900
3700/0056 Polas Chondro, C/o-Pores Chondro	65,175	-	-	65,175
3700/0057 Mahbub Rabbani, C/o Rofiqul	17,820	17,820	-	35,640
3700/0058 Sidduq, Siraj Uddin	34,200	-	-	34,200
3700/0059 Dudhnath, C/o Prinsinha	4,125	4,125	-	8,250
3700/0060 Kamal Hosain, C/o Mojibor	3,905	-	-	3,905
3700/0061 Azizul Haque, C/o Ibrahim	5,320	5,808	-	11,128
3700/0062 Vaskor Ranjon, C/o Vanu Ranjon	7,810	9,449	-	17,259
3700/0063 Abm Jahangir, C/o Amanullah	1,500	1,700	-	3,200
3700/0064 Aminul, Kolimuddin	22,884	23,000	-	45,884
3700/0065 Mozammel, C/o Nur Islam	30,360	-	-	30,360
3700/0066 Abdus Salam, C/o Rafijuddin	28,050	21,000	-	49,050
3700/0067 Abdul Mannan, C/o Mainuddin	34,485	49,185	-	83,670

Particular	Balance as on 1st July 2018	Addition During the year	Adjustment During the year	Balance as on 30th June 2019
3700/0068 Soriful Islam, C/o Mamunur Rasid	72,191	87,915	-	160,106
3700/0069 Habibur Rahman, C/o Haji Gaffar	14,000	-	-	14,000
3700/0070 Shahin Alam, C/o Khidir Ali	6,700	27,740	-	34,440
3700/0071 Masud Rana, C/o Dobiruddin	34,364	37,804	-	72,168
3700/0072 Hasanuzzaman, C/o Momotaz	25,422	-	-	25,422
3700/0073 Rezaul Karim, C/o Kaium	23,100	32,725	-	55,825
3700/0074 Asraf Ali, C/o Yusuf Ali	50,000	108,000	-	158,000
3700/0075 Pores Sarkar, C/o Chondro Mohon	2,500	81,000	-	83,500
3700/0076 Monowar Hossain, C/o Motiar	2,500	30,000	-	32,500
3700/0077 Ilias Ali, C/o Osman Ali	60,000	73,600	-	133,600
3700/0078 Atul Chandro, C/o Vobes	20,000	143,250	-	163,250
3700/0079 Raj Kumar, C/o Nittanondo	13,300	14,600	-	27,900
3700/0080 Delwar, C/o Pesaruddin	17,290	-	-	17,290
3700/0081 Moslemuddin, C/o Moksed	16,770	-	-	16,770
3700/0082 Abdur Rasid, C/o Sahajahan	7,980	-	-	7,980
3700/0083 Tofajjol, C/o Saifuddin	59,850	-	-	59,850
3700/0084 Sadequ, C/o Mojimuddin	41,895	40,500	-	82,395
3700/0085 Anwarul, C/o Tormez Ali	79,800	15,002	-	94,802
3700/0086 Mostafizur, C/o Mohiuddin	79,800	-	-	79,800
3700/0087 Saleq Mia, C/o Tofir Ali	25,000	55,000	-	80,000
3700/0088 Dines Chandro, Kanta	5,320	-	-	5,320
3700/0089 Mohsin Ali, C/o Haji Wajed	131,200	58,400	-	189,600
3700/0090 Abdus Samad, C/o Hasmot	20,000	-	-	20,000
3700/0091 Mehedi Mamunul, C/o Samsul	22,200	82,940	-	105,140
3700/0092 Sukumar, C/o Roy Gobindo	66,000	55,000	-	121,000
3700/0093 Aktara Banu, C/o Abdur Rahim	8,470	-	-	8,470
3700/0094 Ajoy Kumar, C/o Gopal	8,470	8,470	-	16,940
3700/0095 Jamal Haque, C/o Saidur	32,480	32,480	-	64,960
3700/0097 Jafrul	-	33,660	-	33,660
3700/0098 Vhabani Chandra Roy	-	44,880	-	44,880
3700/0099 Abdul Zabbar	-	11,220	-	11,220
3700/0101 Shahidul Islam	-	27,600	-	27,600
3700/0103 Kajal Chandra Das	-	15,400	-	15,400
3700/0106 Abdulla Hel Kafi	-	3,000	-	3,000
3700/0107 Mojaharul	-	33,000	-	33,000
3700/0109 Anisur Rahman	-	15,900	-	15,900
3700/0110 Monsur Ali	-	53,000	-	53,000
3700/0111 Abdul Kadar	-	37,800	-	37,800
3700/0112 Al Amin	-	90,000	-	90,000
3700/0113 Abdul Habib	-	18,200	-	18,200
3700/0114 Riton	-	36,771	-	36,771
3700/0116 Sorifot S/o Poti Uddin	-	8,022	-	8,022
3700/0117 Doyal Sharma S/o Vhabesh Sharma	-	3,000	-	3,000
3700/0118 Mojan Nath Sharma Gobindo	-	104,550	-	104,550
3700/0119 Hanifa F. Gobindo	-	8,580	-	8,580
3700/0120 Dhurbo Chandr Roy F. Protab	-	45,875	-	45,875
3700/0121 Nobanu Chandra Roy F. Kanta	-	15,600	-	15,600
3700/0122 Easak Ali F. Kanta	-	9,900	-	9,900
3700/0123 Anawrul F Kanta	-	87,600	-	87,600
3700/0124 Abul Hossen F. Gobindo	-	492,000	-	492,000
3700/0125 Arafat F. Gobindo	-	155,131	-	155,131
3700/0126 Selim F. Gobindo	-	155,120	-	155,120
3700/0127 Gonga Prosad F. Gobindo	-	60,000	-	60,000
3700/0128 Nuruzzaman F. Protab	-	101,575	-	101,575
3700/0129 Romesh Chandro Roy F. Gonesh	-	4,500	-	4,500
3700/0130 Bimol Chandro Roy F. Gonesh	-	16,100	-	16,100
Total	1,651,459	3,476,367	122,900	5,004,926

Setabganj Sugar Mills Ltd.
Receivable for shop rent
As at June 30, 2019

Particular	Balance as on 1st July 2018	Addition During the year	Adjustment During the year	Balance as on 30th June 2019
3800/001 Abdus Sobur, Dokan-01	(6,656)	11,448	22,578	(17,786)
3800/002 Nurul Islam, Dokan-02	16,256	11,448	24,486	3,218
3800/003 Nurul Islam, Dokan-03	32,120	11,448	20,670	22,898
3800/004 Ekramul Haque, Dokan-04	25,973	11,448	43,407	(5,986)
3800/005 Atiqur Rahman, Dokan-05	(324)	11,448	18,184	(7,060)
3800/006 Alauddin, Dokan-06	18,221	11,448	24,327	5,342
3800/007 Habibur Rahman Shamim, Dokan-07	21,401	11,448	15,105	17,744
3800/008 Nasir Uddin, Dokan-08	26,966	11,448	42,612	(4,198)
3800/009 Shajahan Ali, Dokan-09	(258)	11,448	16,302	(5,112)
3800/010 Jamal, Dokan-10	25,376	11,448	35,934	890
3800/011 Shofiqul Islam, Dokan-11	11,083	10,020	26,444	(5,341)
3800/012 Abdus Sattar, Dokan-12	14,259	10,020	2,784	21,495
3800/013 Yeahia, Dokan-13	13,171	10,020		23,191
3800/014 Nurul Islam, Dokan-14	1,339	10,020	20,040	(8,681)
3800/015 Prodip Roy, Dokan-15	2,035	10,020	20,736	(8,681)
3800/016 Shohrab Ali, Dokan-16	1,339	10,020	20,040	(8,681)
3800/017 Gopen Roy, Dokan-17	1,339	10,020	20,040	(8,681)
3800/018 Firoz Ali, Dokan-18	24,307	10,020	43,008	(8,681)
3800/019 Abu Belal, Dokan-19	24,307	10,020	43,008	(8,681)
3800/020 Ajahar Ali, Dokan-20	24,307	10,020	43,008	(8,681)
3800/021 Golam Mostafa, Dokan-20 Ka	(2,995)	10,320	12,040	(4,715)
3800/022 Robindro Nath Roy, Dokan-21	11,897	8,592	10,746	9,743
3800/023 Ziarul Haque, Dokan-22	7,121	8,592	21,722	(6,009)
3800/024 Ponchanon Roy, Dokan-23	(997)	8,592	13,604	(6,009)
3800/025 Nihar Roy, Dokan-24	4,733	8,592	16,470	(3,145)
3800/026 Ajoy Roy, Dokan-25	(4,576)	8,592	8,592	(4,576)
3800/027 Dulal Roy, Dokan-26	15,480	8,592	10,024	14,048
3800/028 Zillur Rahman, Dokan-27	19,659	8,592	34,975	(6,724)
3800/029 Khalekuzzaman, Dokan-28	22,046	8,592	33,733	(3,095)
3800/030 Golam Mostafa, Dokan-29	2,942	8,592	12,531	(997)
3800/031 Ronjon Roy, Dokan-30	17,840	8,592	29,128	(2,696)
3800/032 Ranajit Mohonotho, Dokan-31	2,456	7,164	14,029	(4,409)
3800/033 Mostakim, Dokan-32	(4,409)	7,164	6,567	(3,812)
3800/034 Fojlar Rahman, Dokan-33	21,472	7,164	3,312	25,324
3800/035 Azizul Islam, Dokan-34	5,935	14,328	4,970	15,293
3800/036 Azizul Islam, Dokan-35	5,935		4,970	965
3800/037 Hussain Ali, Dokan-36	4,444	7,164	13,628	(2,020)
3800/038 Rafiqul Islam, Dokan-37	20,513	7,164	11,596	16,081
3800/039 Tariqul Islam, Dokan-38	(2,021)	7,164	9,552	(4,409)
3800/040 Mofajjal Hossain, Dokan-39	13,887	7,164	22,871	(1,820)
3800/041 Nurul Islam, Dokan-40	7,923	7,164	7,952	7,135
3800/042 Gautom Mohonotho, Dokan-41	22,997	7,164	10,104	20,057
3800/043 Majjul Haque, Dokan-42	24,653	7,164	9,772	22,045
3800/044 Ratan Roy, Dokan-1/4	71,367	48,288	50,148	69,507
3800/045 Bojlar/Habibur Rahman, Dokan-2/4	34,164	27,504	39,656	22,012
3800/046 Musa, Dokan-3/4	11,349	10,992	32,410	(10,069)
3800/047 Habibur Rahman, Dokan-4/4	14,524	9,168	21,984	1,708
3800/048 Moksed Ali, Dokan-1/10	1,233	9,168	22,156	(11,755)
3800/049 Musa, Dokan-2/10	11,857	9,168	20,098	927
3800/050 Ekramul Haque, Dokan-3/10	17,753	9,168	34,744	(7,823)
3800/051 Noimuddin, Dokan-4/10	(4,718)	9,168	12,744	(8,294)
3800/052 Lutfar Rahman, Dokan-5/10	(4,880)	9,084	9,168	(4,964)
3800/053 Mohsin Ali, Dokan-6/10	34,875	9,168	29,023	15,020
3800/054 Rahim Uddin, Dokan-7/10	(4,880)	9,168	9,268	(4,980)
3800/055 Abdul Malek, Dokan-8/10	17,168	9,168	31,216	(4,880)
3800/056 Mobarak Hossain, Dokan-9/10	(4,879)	9,168	9,168	(4,879)

3800/057 Wasim Akram, Dokan-10/10	11,854	10,320	25,596	(3,422)
3800/058 Gopal Kundu, Baromile Dokan-1/38	1,755	8,700	6,525	3,930
3800/059 Subol KundoBaromile Dokan-2/38	1,755	8,700	5,075	5,380
3800/060 Bappi Kundu Baromile Dokan-3/39	1,755	8,700	6,525	3,930
3800/061 Abdur Rahman, Baromile Dokan-4/38	1,755	8,700		10,455
3800/062 Anwar Hossain, Baromile Dokan-5/38	1,755	8,700	6,525	3,930
3800/063 Biplob Hossain, Baromil Dokan-6/38	1,755	8,700	5,800	4,655
3800/064 Jibon Chandro, Baromile Dokan-7/38	1,755	8,700	6,525	3,930
3800/065 Aminul Islam, Baromile Dokan-8/38	1,755	-	6,525	(4,771)
3800/066 Abdus Salam, Baromile Dokan-9/38	1,755	8,700	5,075	5,380
3800/067 Durul Amin, Baromile Dokan-10/38	1,755	8,700	6,525	3,930
3800/068 Sibnath Sil, Baromile Dokan-11/38	1,755	17,400	6,525	12,630
3800/069 Abdus Sattar, Baromile Dokan-12/38	1,755	8,700	6,525	3,930
3800/070 Monnaf Hossain, Baromile Dokan-13/38	1,755	8,700	3,625	6,830
3800/071 Bidhan Chandro, Baromile Dokan-14/38	1,755	8,700	6,525	3,930
3800/072 Hosne Ara, Baromile Dokan-15/38	1,755	8,700	5,800	4,655
3800/073 Ajmol Hossain, Baromile Dokan-17/38	1,755	8,700	6,525	3,930
3800/074 Hafizur Rahman, Baromile Dokan-18/38	1,755	8,700	1,450	9,005
3800/075 Moniruzzaman, Baromile Dokan-19/38	1,755	8,700	6,525	3,930
3800/076 Sapan Roy, Baromile Dokan-20/38	1,755	8,700	5,800	4,655
3800/077 Faruq Khandakar, Baromile Dokan-21/38	1,755	8,700	5,800	4,655
3800/078 Mojammel Haque, Baromile Dokan-22/38	1,755	8,700	5,075	5,380
3800/079 Masud Rana, Baromile Dokan-23/38	1,755	8,700	6,525	3,930
3800/080 Santos Kumar, Baromile Dokan-24/38	1,755	8,700	5,800	4,655
3800/081 Mrittun Joy, Baromile Dokan-25/38	1,755	8,700	5,800	4,655
3800/082 Gopal Kundu, Baromile Dokan-26/38	1,755	8,700		10,455
3800/083 Suvashis Roy, Baromile Dokan-27/38	1,755	8,700	2,900	7,555
3800/084, Jibit Chandro, Baromile Dokan-28/38	1,755	8,700	5,800	4,655
3800/085 Yunus Khandakar, Baromile Dokan-29/38	1,755	8,700	5,800	4,655
3800/086 Nur Islam, Baromile Dokan-30/38	1,755	8,700	6,525	3,930
3800/087 Delwar Hossain, Baromile Dokan-31/38	1,755	8,700	5,800	4,655
3800/088 Abdul Haque, Baromile Dokan-32/38	1,755	8,700	6,525	3,930
3800/089 Nabo Kumar, Baromile Dokan-33/38	1,755	8,700		10,455
3800/090 Mizanur Rahman, Baromile Dokan-34/38	1,755	8,700	5,800	4,655
3800/091 Masud Rana, Baromile Dokan-35/38	1,755	8,700	2,900	7,555
3800/092 Azizul Haque, Baromile Dokan-36/38	1,755	8,700	2,900	7,555
3800/093 Uttab Chakroborti, Baromile Dokan-37/38	1,755	8,700	6,525	3,930
3800/094 Joideb Chandro, Baromile Dokan-38/38	1,755	8,700	6,525	3,931
Total	765,197	907,488	1,364,380	308,305

Setabganj Sugar Mills Ltd.
Loan for Motor Cycle (Mill)
As at June 30, 2019

Annexure-D

Particular	Balance as on 1st July 2018	Addition During the year	Adjustment During the year	Balance as on 30th June 2019
Mr. Foni Chandro Karmokar. SACDO	77,496		19536.00	57,960
Mr. Hatem Taheer. AM (Ext.)	63,549			63,549
43201/09 Belayet Hossain. DM (Ext.)	91,136		21984.00	69,152
Aklasur Rahman. DM (Ext.)	163,493			163,493
Prosanto Chouhan (Jr. Panman)	139,222			139,222
Dhanaranjan Sarkar, DACDO	26,900		14760.00	12,140
Kamruzzman Kakon CDA	191,224		18144.00	173,080
Salek Mia, SACDO	50,672		18144.00	32,528
Amzad Hossen S.Ele	116,960		26862.00	90,098
Shakwat Hossain,AM(TE)	64,110		25656.00	38,454
Khokon Chandro, Fitter	108,750		7500.00	101,250
	1,093,512	-	152,586.00	940,926.30

Setabganj Sugar Mills Ltd.
Loan for Motor Cycle (farm)
As at June 30, 2019

Particular	Balance as on 1st July 2018	Addition During the year	Adjustment During the year	Balance as on 30th June 2019
Abdul Hamid, Boring Mistri	103,735			103,735

Setabganj Sugar Mills Ltd.
Loan for Bicycle
As at June 30, 2018

Annexure-E

Particular	Balance as on 1st July 2018	Addition During the year	Adjustment During the year	Balance as on 30th June 2019
Traque Ahamed,CDA	2,075.25			2,075.25
Atiqur Razzak. CDA	2,071.05			2,071.05
Obaidur Haque. Bartta Bahok	646.25			646.25
Shamim.Casual	3,812.50			3,812.50
Mostofa Kamal. Casual CDA	3,934.50			3,934.50
Anwarul Islam-01 (Sunderbon Centre). CDA			500.00	(500.00)
Sofiur Rahman. CDA	6,162.00		2,500.00	3,662.00
Shahadat Hossain. CDA	3,850.00			3,850.00
Ayaub Ali. Bartta Bahok	5,662.00		2,500.00	3,162.00
Aktara Begum. CDA	5,562.00		2,500.00	3,062.00
Mr.Noni Gopal Ray,CDA	6,162.00		2,500.00	3,662.00
Faize Hasan,CDA	903.00			903.00
Anarul Islam, CDA (Milla Gate)	6,162.00		2,000.00	4,162.00
Ziaul Karim, CDA	300.00			300.00
Polas Sarker CDA	500.00			500.00
Shahin Pramanik CDA	262.00			262.00
Golum Mostafa CDA	5,595.00			5,595.00
MOhosin Ali CDA	3,228.00			3,228.00
Reajul Islam CDA			2,300.00	(2,300.00)
Ujjal Hossain CDA	562.00			562.00
Rashed Zamil CDA	262.00			262.00
Rezaul Islam,CDA	6,125.00			6,125.00
Feroj Kabir CDA		6,125.00	6,125.00	-
	73,063.55	6,125.00	20,925.00	49,036.55

Setabganj Sugar Mills Ltd.
Advance Against Expenses
As at June 30, 2018

Annexure-F

Particular	Balance as on 1st July 2018	Addition During the year	Adjustment During the year	Balance as on 30th June 2019
Md.Momin Hossain, DM, Mech.		71,490	71,490	-
Mr. Nurul Islam-ACO		20,000	20,000	-
Mr.Masudur Rahman-Dateoperator	60,290	186,612	158,192	88,710
Mr.Dhiren Nath Rai-OA(Admin)		407,100	396,562	10,538
Mamunur Islam-Ast.Eng(Mech)		237,335	223,872	13,463
Mr.Kamrul Hasan-AM(Civil)	24,182	718,490	698,890	43,782
Mr. Akhlasur Rahman-DM(Extention)	53,735	262,440	267,856	48,319
Mr.Ainul Haque-SACDO		281,830	281,830	-
Mr.Abdus Samad-M(Extension)	8,000			8,000
Mr.Belayet Hossain-AM(Extension)	20,000	776,950	796,950	-
Mr.A.K.M Farhad Hossain-SACDO		126,080	126,080	-
Mr. Dhonoranjan Sarkar-SACDO		68,789	68,789	-
Mr. Yousuf Ali-SACDO		158,830	158,830	-
Mr. Khandkar Alamgir Hossain-DM(Accounts)	183			183
Mr. Sheikh Harun-Mechanic(Garage)		1,300	1,300	-
Mr. Shamim-Asst Accountant(Accounts)		47,500	47,500	-
Mr.Saidur Rahman-Sr.Clerk(Land)		37,000	37,000	-
Debashes Shing,C.O(Admin)	4,547	168,289	172,836	-
Abdur Rahim,C.O.(Lab)		2,200	2,200	-
S.M.Humuion Azad,CIC		44,500	44,500	-
Elishes Sarkar,CIC		22,000	22,000	-
Mehadi Mamunul Haque,CIC		134,500	134,500	-
Mominul Haque,CIC		29,300	29,300	-
Abdul Mannan,CIC		37,000	37,000	-
Md.Harun-U-Rashid,CIC		33,000	33,000	-
Moshahin Ali,CIC		64,500	64,500	-
Md.Shorab Ali,CIC	2,000	72,650	74,650	-
Shalek Miah,SACDO(P)		730,730	730,730	-
Arifuzamman,CDA .Co CIC		16,000	16,000	-
Hamidur Rahman,CIC		57,400	57,400	-
Noni Gopal,CIC		8,600	8,600	-
Rezaul Islam-1 CIC		15,700	15,700	-
Zillur Rahaman,CIC		13,900	13,900	-
Bulbul Haque,CIC		15,800	15,800	-
Mokbul Hossain,CIC		41,700	41,700	-
Laisur Rahman,CIC		44,700	44,700	-
Md.Golam Rabbani,CIC		20,500	20,500	-
Aslam Roni,AAO (Acc)		81,870	79,635	2,235
Rayise Uddin,CIC		56,000	56,000	-
Jamal Haque,Tarner	7,576		1,576	6,000
Uttom Kumar Shaha,Clark(Elect)		22,994	22,994	-
Projesh Kumar Biswas,J.Off(Com)		25,364	25,364	-
Biren Bhadur,MLSS(Admin)	13,272		13,272	-
Saifur Rahman,Fertilizer Clark		6,900	6,900	-
Golam Kader,Teacher		64,340	64,340	-
43500/125 Amzad Ali,Grad.		5,000	5,000	-

Particular	Balance as on 1st July 2018	Addition During the year	Adjustment During the year	Balance as on 30th June 2019
Foni Chandro Karmokar,SACDO		90,975	77,732	13,243
Mosarof Hossain,SACDO		473,562	473,562	-
Sapan Kumar Data (OPA)	412	9,520	9,184	748
Samol Chandro Shil, TS		3,500	3,500	-
Md. Mahbub Rabbani, CDA		42,000	42,000	-
43500/163 Zahidul Islam , CIC		62,000	62,000	-
43500/167 Jahangir Hosen CDA/CiC		30,500	30,500	-
43500/170 Kamruzzaman Kakon SACDO		241,500	241,500	-
43500/172 Arifuzzaman-2 CDA Cum CIC		26,700	26,700	-
43500/173,Tofazzol Hossain (Tofa) CDA Cum CIC		54,000	54,000	-
43500/178 Mehedi Hasan A.M (AC)	88,059	60,450	133,785	14,724
43500/184 Nurul Haque Peon		5,000	5,000	-
43500/185 Kamrul Hasan, Plumber		1,050	1,050	-
43500/253 Amullo Ratan HaldarG.M(Farm)	350	9,780	10,130	-
43500/266 Lutfor AM (Fac)		4,693	4,693	-
43500/282 Aroyongojib ,Jamader	400	1,500	400	1,500
43500/289 Majadur Rahman Gard		39,500	39,500	-
43500/310 Aksarul Alam, Clerk, Personnel		1,000	1,000	-
43500/312 Monoyar Hosen CIC		8,600	8,600	-
43500/316 Rasal CIC	49,943	10,900	10,000	50,843
43500/317 Provas Chandro Ray CIC/CDA		31,500	31,500	-
43500/319 Anowarul Islam Data (Opa)		3,100	2,945	155
43500/326 Mahabubur Rahman Techer		114,164	114,164	-
43500/329 Robiul Islam S.A.E		432,495	432,495	-
43500/332 Dilip Kumar Sarker D.G.M (Ext)		490,700	490,700	-
43500/333 Munsef Ali, Muazzin		17,300	17,300	-
43500/335 Aatur Rahman AM (Ele)	1,892	234,422	237,827	(1,513)
43500/336 Mahamuda Begum Com.Oparator	2,500	5,000	7,500	-
43500/339 Abu Jahid A M		90,372	90,372	-
43500/340 Proloy Shah AM (Pro)		72,982	50,788	22,194
43500/341 Saiful Islam GM (Fin)		100,000	100,000	-
43500/345 Jakarul Islam Zinna		36,100	36,100	-
43500/347 Jafor Ulla CIC		13,300	13,300	-
43500/348 Amdadul Haque CIC		17,200	17,200	-
43500/349 Masud Rana CIC		84,000	84,000	-
43500/350 Rezaul Karim CIC		11,600	11,600	-
43500/351 Ziaul Karim CIC		21,000	21,000	-
43500/353 Polash Sarker CDA		4,000	4,000	-
43500/354 Muslim Uddin ,Zip Driver		12,000		12,000
43500/356 Zahangir Alam (Jani) ,Data Ant.		11,500	11,500	-
43500/357 Shakwat Hossain,AM(TE)	66,730	261,786	306,337	22,179
43500/358 ATM Shafiqul Islam AM(Stor)		180	180	-
43500/365 Rubel Parvez, Sub. Asst. Eng		129,800	129,800	-
43500/367 Jotish Roy,CiC		19,900	19,900	-
43500/368 Toimur Rohman,CiC		5,400	5,400	-
43500/370 Rezaul Islam-2 CIC		21,000	21,000	-
43500/372 Forhadul Islam, CDA		34,000	34,000	-
43500/375 T Ofazzal Hossan-2 ,Cic		72,000	72,000	-
43500/378 Anwar Sadat, CDA		12,700	12,700	-
43500/380 Mozahar Hossain, AM (Acc)		34,560	26,220	8,340
43500/381 Abdus Sattar, Helper Garage		5,000	5,000	-
43500/383 Arman Sarwar, DM (Pers)		199,500	199,500	-
43500/385 Mahmud-Ur-Rahman, Manager (Pro.)		11,860	11,860	-
43500/386 Montos Kumar Das, J,Officer		75,400	75,400	-
43500/387 Abdur Roshid,M.H.Fiter		43,520	43,520	-
43500/388 Belal Uddin Time Kiper		40,000	38,160	1,840
43500/389 Ajay Chandra Roy CIC		19,300	19,300	-

Particular	Balance as on 1st July 2018	Addition During the year	Adjustment During the year	Balance as on 30th June 2019
43500/390 Tofazzal Hosen Khalasi		2,435	2,435	-
43500/391 Riazul Islam CIC		53,400	53,400	-
43500/392 Anowarul Islam-2 CIC		20,400	20,400	-
43500/393 Shajahan Ali CIC		10,600	10,600	-
43500/394 Ujjal Hossen		13,200	13,200	-
43500/395 Joydav Chandro Roy CDA		70,400	70,145	255
43500/396 Dev Kumar Roy Act. Driver		4,000	4,000	-
43500/397 Sofikul Islam OAD		20,000	20,000	-
43500/398 Abdullahil Kafi SACDO		4,120	4,120	-
Total	404,071	9,401,109	9,437,442	367,738

Setabganj Sugar Mills Ltd.
Advance Against Salaries(Mill)
As at June 30, 2019

Annexure-G

Particular	Balance as on 1st July 2018	Addition During the year	Adjustment During the year	Balance as on 30th June 2019
43300/008 Foni Karmokar. SACDO		360	360	-
43300/025 SB Yusuf (W) DGM (Fac)	9,770			9,770
43300/033 Mosarof Hossain. SACDO	436			436
43300/037 Dhirendro Nath Roy, OA (ADM)		20,000	20,000	-
43300/056 Aklasur Rahman,DM(Ext)	202,872		101,766	101,106
43300/057 Promoth Ranjan Deb Sharma.		132,444	132,444	-
43300/062 Abdur Rahim, Co.Op (Lab)		5,000	5,000	-
43300/074 Bokeya Biddud Bil	206,264		17,005	189,259
43300/076 Shoshi Mohon Shail. Labur Had	2,000		1,000	1,000
43300/078 Abdul Hamib,Boring Mistri	1,800			1,800
43300/080 Audit Objection 84-85/24 (Bonous)		11,441	11,441	-
43300/081 Audit Objection-91-93/3 H.Rent Salat	39,936		16,621	23,315
43300/083 Audit Object 1-3/10 Salab Rate	715			715
43300/084 Audit Object2-3/13 Salabrate	29,000		3,211	25,789
43300/085 Audit Obj 97-98/28 Bocaka OT	42,360		2,890	39,470
43300/087 Biran Chandro Roy. Mo. Helpar	5,026			5,026
43300/088 Aduit Appati00-01/37 Utsob Vata	860	15,000	15,000	860
43300/089 Aduit Appoti 00-01/38 Baby Taxy Rar	15,781	10,000	10,000	15,781
43300/090 Aduit Appoti 95-96/62 1st Class		40,000	40,000	-
43300/091 Aduit Appoti 97-98 Bokyea Bosus	245			245
43300/093 Aduit Appoti 98-99/50 Bokyea Bonus	3,623		1,200	2,423
43300/094 Aduit Appoti 91-93/6 Bokyea Bonus	12,062			12,062
43300/095 Aduit Appoti95-96/61 ,,	5,800			5,800
43300/096 Aduit Appoti 85-86/1 Karmo Bari	34,523			34,523
43300/097 Aduit Appoti 95-96/42 Dholay Vata		3,900	3,900	-
43300/098 Aduit Appoti96-97/53 ,,		300	300	-
43300/099 Aduit Appoti 97-98/57 Matri Shodhon	12,284			12,284
43300/100 Aduit Appoti 98-99/51 Dholay Vata		300	300	-
43300/101 Khokon Chandra Sarkar, Fiter	17,652		1,876	15,776
43300/102 Ajmol Hossain Taku. Fiter	1,800		1,800	-
43300/105 Mominul Haque. T/Helpar	1,887		1,887	-
43300/107 Sofiqur Rahman. Helpar	1,800		1,800	-
43300/111 Brojabasi Fiter	247		900	(653)
43300/112 Moslam Ali. FairMan		5,000		5,000
43300/115 Asrafal Alam. Fiter	1,800		1,800	-
43300/117 Abdur Barak. Makanic	1,800		1,800	-
43300/123 Afiz Uddin. Fairman	10,800		2,000	8,800
43300/125 Ali Hossain. Mo.Trak.Helpar\	1,548			1,548
43300/128 Forhad Hossain Munna. RajMistri	4,793		2,793	2,000
43300/132 Jamal Haque. Tarner	16,837	57,000	58,137	15,700
43300/136 Habibur Rahman. Boylar At.	5,400			5,400
43300/137 Masudur Rahman. Oparator	1,400			1,400
43300/139 Mamunur Rashid. Koronic	33,378		2,378	31,000
43300/141 Abdur Malak. Helpar	2,856		2,856	-
43300/144 Mojafor Hossain. Fiter DEE	1,800		1,800	-
43300/145 Balal Uddin. TK		29,600	29,600	-
43300/164 Audit Objection 93-94/15	240			240
43300/167 WageCommision Advance	15,034,375	17,204,375	3,051	32,235,699
43300/197 Surush Chandro Ray-2,Sege.Driver		41,000	41,000	-
43300/205 Amulla Chandro Roy, Driver		6,000		6,000
43300/206 Md Tofazzal Hossain, CDA	73,428	33,700	30,600	76,528
43300/217 Habibur Rahman Dulal	1,043			1,043

Particular	Balance as on 1st July 2018	Addition During the year	Adjustment During the year	Balance as on 30th June 2019
43300/222 Biren Bahadur, MLSS (ADm)			2,990	(2,990)
43300/224 Nurul Islam, Foreman (Farms)	1,800		1,800	-
43300/227 Azaharul, Security Gard		9,800	1,800	8,000
43300/236 Mehidi Mamun,CIC	2,135			2,135
43300/242 Bablu Mia, Mech.	1,800		1,800	-
43300/244 Niharul Islam CIC	69,670		42,000	27,670
43300/260 Abdul Jabbar-4 Driver	2,000			2,000
43300/269 Prosanto Kumar, Sea. Sr. Panman	1,950			1,950
43300/272 Mohosin Ali, Gaurd Cum Scaleman	750			750
43300/295 Joinal Abdin, Cashier-2	(10,890)	978,890	968,000	-
43300/296 Ayub Ali Masager	5,228			5,228
43300/297 Belal Uddin, Time Keeper		30,000	28,800	1,200
43300/302 Humayun Kabir,Fitar	1,800			1,800
43300/303 Sheikh Harun,Fitar	1,800		1,000	800
43300/304 Nur Alam Sheikh,Turnar	1,800		1,000	800
43300/305 Belal Hossain,Welder	1,800		1,000	800
43300/306 Khatib Uddin,Helper	1,800		1,000	800
43300/307 Mokajul Hossain, Mechinist	1,800		1,800	-
43300/308 Abdul Jabbar, Helper	1,800		1,800	-
43300/310 Jamal Uddin,Khalashi	1,800		1,800	-
43300/311 Ibrahim Ali, Fireman	1,800		1,800	-
43300/312 Jotindra Nath Roy, Fiter			8,374	(8,374)
43300/313 Shadikul Islam, Pump Driver	1,800			1,800
43300/314 Jafor Ali, Turbine Operator	1,800		1,800	-
43300/315 Mojibar Rahman, Fireman	1,800	4,125	5,925	-
43300/316 Rehan Mia, Farnesh Labor	1,800		1,800	-
43300/317 Mofig Uddin, Farnesh Labor	1,800			1,800
43300/318 Samsul Alam, Helper	1,800		1,800	-
43300/319 Jabbar, Diesel Engine Driver	1,800			1,800
43300/323 Mojammel Haque,Farnesh Labor	315		315	-
43300/324 Ajoy Kumar, Khalasi	1,710		1,710	-
43300/325 Abdul Barek, Mechanic	1,800		1,800	-
43300/327 Kornesh Chandro, Fireman	1,800		1,800	-
43300/328 Asad Hossain, Helper	540		540	-
43300/329 Tariq lbne Anwar,Farnesh Labor	408		408	-
43300/330 Nripen, Helper	1,742		1,742	-
43300/331 Mst.Rasida, Typist	459			459
43300/332 Bablu Biswas,Diesel Driver	1,887		1,887	-
43300/333 Mahabub Hossain, Helper	12,766		6,766	6,000
43300/334 Mahmudur, Helper	9,920		3,000	6,920
43300/336 Mainul Islam,Mesion	7,200		5,200	2,000
43300/337 Akram,Mechanic	16,200		6,200	10,000
43300/338 Abul Hossain, Helper			1,990	(1,990)
43300/339 Kamrul, Electrician	16,200		6,200	10,000
43300/340 Habibur, Forman	12,750		7,550	5,200
43300/341 Utpal Kumar, Loan Checking	5,135			5,135
43300/342 Riazul Islam, Forman	2,979		2,479	500
43300/343 Rosidul Haque,Helper	3,145		3,145	-
43300/344 Alam, SBA	2,906		2,906	-
43300/345 Abdus Sattar-2, Helper	7,762		1,792	5,970
43300/346 Rotan Kumar, Fitar	10,458		1,400	9,058
43300/347 Ruhul Amin, Labor	7,440			7,440
43300/348 Robiul, Labor	3,960			3,960
43300/349 Shariful, Helper	1,350			1,350
43300/350 Alamgir,Critilist	7,440			7,440
43300/351 Tofiqul, Operator	1,350			1,350
43300/352 Abdus Sattar, PD	3,556			3,556
43300/353 Abul Basar Prodhan, Juice Recorder	1,988			1,988

Particular	Balance as on 1st July 2018	Addition During the year	Adjustment During the year	Balance as on 30th June 2019
43300/354 Saifulla, Chainman	9,144			9,144
43300/369 Biren Chandro Roy, Cane Gaurd	9,990			9,990
43300/370 Mozaharul Islam, GM(ADM)	488			488
43300/371 Ali Mortoza, Ahbayok, Chashi Samity	3,614			3,614
43300/380 Samir Ranjan, Head Cashier		25,426	26,427	(1,001)
43300/381 Hrisikesh Sarker Gopal		67,200	66,000	1,200
43300/388 Hamidur Rahman,CDA	2,801			2,801
43300/392 Sukumar Biswas,CDA	9,104			9,104
43300/397 Jaforulla,CDA		7,430		7,430
43300/399 Saiful Islam, GM (Fin)	29,000		20,000	9,000
43300/407 Ujjal Hossain ,CDA	66,924	10,000	37,200	39,724
43300/408 Rafiqul Islam, Driver	2,611	6,950	6,250	3,311
43300/410 Jakaria Hossain,CDA	36,199		36,799	(600)
43300/411 Mostafizur Rahman,CDA	27,001	28,666	28,666	27,001
43300/412 Anwar Sadat,CDA	14,384			14,384
43300/420 Aksarul Islam Clark	2,080	14,850	16,320	610
43300/422 Anwar Hossain, Helper	540			540
43300/424.Robiul Islam.S.W.Atendent	12,400			12,400
43300/426, Abdul Latif Akondo,M(BIJ)		11,500		11,500
43300/427 Shidur Rahman,Helper Fact,	1,400		1,400	-
43300/429 Toimur Islam, CDA/CIC		6,408	6,408	-
43300/430 Soiful Islam(Cashier)	26,000		26,000	-
43300/431 Saiful Islam ,Casheir		32,000	32,000	-
43300/432 Shohrab Ali, OAP	5,800	10,500	16,300	-
43300/436, Shorab Ali,CIC		16,300	18,500	(2,200)
43300/454 Nur Islam, S.Electrician	1,500	16,800	13,800	4,500
43300/457 ABM Jahangir Hossen CDA			3,500	(3,500)
43300/459 Shajahan.Casual-P.C	24,532			24,532
43300/462 Kajal Chandra Das CIC	44,584			44,584
43300/463 Nur Alam-2 Driver	3,000			3,000
43300/472 Jabbar-3, Driver		10,000	10,000	-
43300/481 Saidul, T. Driver	2,000			2,000
43300/482 Mokbul, T. Helper	2,000			2,000
43300/483 Harun, T. Helper	2,000			2,000
43300/486 Baset, T. Helper	2,000			2,000
43300/488 Abdus Salam, Sea. Tractor Helper	2,000			2,000
43300/489 Abdul Haque, Sea. Tractor Helper	2,000			2,000
43300/490 Abdur Rahim, Sea. Tractor Helper	2,000			2,000
43300/491 Anwar, Sea. Tractor Helper	2,000			2,000
43300/492 Tariqul, Sea. Tractor Helper	2,000			2,000
43300/493 Abdur Rouf, Sea. Tractor Helper	2,000			2,000
43300/495 Shafiqul Islam, AM (Store)	1,000		1,000	-
43300/507 Zikrul Islam, Gaurd Cum Scaleman	7,000		7,000	-
43300/508 Anwarul Hoque .CDA	11,999			11,999
43300/509 Ajoy Chan.Roy.CDA	14,319			14,319
43300/510 Joy Deb Chan Roy,CDA	11,416			11,416
43300/512 Jogindro.Zaruder	5,026			5,026
43300/513 Doriman Ali, Gaurd, Khamar	10,153			10,153
43300/514 Monowar Hossain, CIC	311		311	-
43300/515 Golam Kibria, Pc, Casual	208			208
43300/516 Forhadul Islam, CIC	623			623
43300/517 Moslem Uddin, Driver	7,058			7,058
43300/518 Nobir Hossain, Helper, Transport	7,058	800	80	7,778
43300/519 Arfan Ali,Rason Clark	26,000		26,000	-
43300/520 Aminul Hoque,MLSS	13,000	19,060	15,920	16,140
43300/521 Osman Goni, Land Officer	1,203,508		43,919	1,159,589

Particular	Balance as on 1st July 2018	Addition During the year	Adjustment During the year	Balance as on 30th June 2019
43300/522 Saydur Rahman,Helper		1,400	1,400	-
43300/523 Kantia Suiper		5,000	5,000	-
43300/524 Jamir Uddin M.T. Driver		33,000	33,000	-
43300/525 Suresh Chandra Roy M. Driver		41,000	41,000	-
43300/526 Abdus Sattar J.Panman		10,000	10,000	-
43300/527 Akbur Ali.CDA		23,832	23,832	-
43300/528 Fardusy Bagam,CTK		9,319	9,319	-
43300/529 Lutfor Rahman.P.C.		3,786		3,786
43300/530 Mohosin Ali CIC		19,500	19,500	-
43300/531 Sabul Islam S.Gard		10,000		10,000
43300/532 Samsuzzan,M D.		19,837	19,837	-
43300/533 Amulla Raton Holader,DGM{F }		5,000	3,000	2,000
43300/534 Shakwat Hossin..A.M.(T,E)		3,000		3,000
43300/535 Sofiqul Islam M.F. Laber		5,000		5,000
43300/536 Bolin Chanda Rroy Gard Com Scalman		10,000		10,000
43300/537 Samijul Islam Gad		8,000		8,000
43300/538. A,Razque,S.Tr.Helper			10,000	(10,000)
43300/541 Motaharul Islam A.M (Acc)		8,000	3,000	5,000
Total	17,760,424	19,137,799	2,344,123	34,554,100

Setabganj Sugar Mills Ltd.
Advance Against Salaries(farm)
As at June 30, 2019

Particular	Balance as on 1st July 2018	Addition During the year	Adjustment During the year	Balance as on 30th June 2019
3300/01 Sujat Ali, SACDO	1,800	-	-	1,800
3300/02 Joinal Abedin, Helper (Retired)	1,000	1	-	1,001
3300/03 Joinal Abedin, Cashier	252,538	92,000	120,000	224,538
3300/04 Advance Against Wage Commission	348,000	108,000	4,150	451,850
3300/05 Salek Mia, Sacdo	-	292,000	292,000	-
3300/06 Advance Against House Rent Allowance	6,000	14,400	-	20,400
3300/07 Firoz, Gaurd	20,000	-	10,000	10,000
3300/08 Motiar Rahman, Mechanic	20,000	70,000	-	90,000
3300/10 Prosanto Kumar , Sea. Junior Panman	(400)	-	-	(400)
3300/11 Abdur Rahman, Helper Garage	10,000	-	-	10,000
3300/12 Sohrab Ali, OA, Cane	4,400	-	400	4,000
3300/13 FOni Karmokar, SACDO	10,000	305,000	265,000	50,000
3300/14 Dhonoranjon Sarker SACDO	-	535,160	441,160	94,000
3300/15 Amullo Ratan Haldar DGM	-	10,000	7,800	2,200
3300/16 Mijanur Rahman CDA	-	163,000	79,000	84,000
3300/17 Hasanuzzman CDA	-	111,000	70,000	41,000
3300/18 Monoyer Hossan CDA	-	173,000	42,390	130,610
3300/19 Ilies Ali CDA	-	52,000	50,000	2,000
3300/20 Mojammal Haque CDA	-	172,000	280,000	(108,000)
3300/21 Golam Robbani Helper	-	2,000	458	1,542
3300/22 Joydav Chanda Roy CDA	-	55,000	33,000	22,000
3300/23 Motiar Rahman Oilder	-	70,000	-	70,000
3300/24 Vhabani Chandra Roy Lebur Head	-	85,000	-	85,000
3300/25 Atul Chandra Roy Lebur Head	-	84,000	-	84,000
3300/26 Poresh Chandra Roy Lebur Head	-	70,000	-	70,000
3300/27 Shalio Chandra Roy	-	70,000	-	70,000
3300/28 Aksarul Alam Office Ass.	-	1,200	-	1,200
3300/29 Moslem Uddin CDA	-	20,000	-	20,000

Particular	Balance as on 1st July 2018	Addition During the year	Adjustment During the year	Balance as on 30th June 2019
3300/30 Sakumar Chandra Roy	-	28,000	-	28,000
3300/31 Mojandra Nath Roy CDA	-	27,000	-	27,000
3300/32 Jitendra Nath Roy CDA	-	10,000	-	10,000
3300/33 Alamgir Bajlur Roshid CDA	-	186,000	139,000	47,000
3300/34 Polesh Chandra Roy CDA	-	11,000	-	11,000
3300/35 Toimur Islam CDA	-	65,000	-	65,000
3300/36 Reazul Karim CDA	-	6,000	-	6,000
3300/37 Nitandra Nath Roy Coronic	-	2,000	-	2,000
3300/38 Rustom Ali Coronic	-	2,000	-	2,000
3300/39 Ajay Torofdar Paharadar	-	2,000	-	2,000
3300/40 Shamim Hossan Paharadar	-	2,000	-	2,000
3300/41 Kamal Hossain Paharadar	-	2,000	-	2,000
3300/42 Rofiqul Fiter	-	2,000	-	2,000
3300/43 Rofiqul Islam Driver	-	2,200	-	2,200
3300/44 Abad Ali Lebur Head	-	10,000	-	10,000
3300/45 Lalu Mia Lebur Head	-	10,000	-	10,000
3300/46 Badal Chakrobatti	-	10,000	-	10,000
3300/47 Profullo Kumar Fiter	-	10,000	-	10,000
3300/48 Abdul Hamid Boring Mistri	-	10,000	-	10,000
3300/49 Abdur Rahman Helper	-	10,000	-	10,000
Total	673,338	2,961,961	1,834,358	1,800,941

Setabganj Suger Mills Ltd.
Other Payable
As at June 30, 2019

Annexure-H

Particular	Balance as on 1st July 2018	Addition During the year	Adjustment During the year	Balance as on 30th June 2019
19100/001 Audit Fee Provision	192,426	100,000	160,000	252,426
19100/002 PDB Setabgnaj	444,351			444,351
19100/004 Sugar Cess Welfare Fund-1670		600,000		(600,000)
19100/005 IDB Interest Pro	29,310,199		159,970	29,470,169
19100/006 ADP Interest Fund	1,274,671		65,648	1,340,319
19100/007 F.M.S Interest Provision	2,937,640			2,937,640
19100/008 S M Ed. R F S Interest	1,206,710		25,382	1,232,091
19100/009 Primari School	10,000			10,000
19100/010 Grammin Krisi Foundation	14,356			14,356
19100/011 Ex.Gross Loan Realisation	902	17,532		(16,631)
19100/012 Oporishod Cane Prize	23,292	67,200,000	67,214,440	37,732
19100/013 Sugar Cess Fund STD-4	(141,757)			(141,757)
19100/014 Can Prize (Biz) Pro.	2,351			2,351
19100/015 Road Development STD-6	(1,352,614)	12,000	1,600,000	235,386
19100/016 Mondir Fund	29,881	25,000	31,570	36,451
19100/017 Ladys Club	9,890	26,000	14,430	(1,680)
19100/018 Mosjid Fund	256,675	182,700	61,430	135,405
19100/019 Jenaral Club	40,933	330,355	165,300	(124,122)
19100/020 Officers Club	(9,006)	148,360	164,614	7,248
19100/021 Officers Association	1,228,570	2,659,266	2,356,317	925,621
19100/022 Cantin Thikadar	910,470	2,567,302	1,692,909	36,077
19100/023 Welfare Fund	608,448	7,093,000	4,795,194	(1,689,358)
19100/024 Labur Union	(759,171)	306,065	146,070	(919,166)
19100/025 Revenue Stamp	175,135	47,600	77,310	204,845
19100/026 Bishes Anudan Fund	42,408	96,000	41,025	(12,567)
19100/027 Salary Tax Pro	654,660	1,113,310	862,956	404,306
19100/028 Excess Poribohon Vara Collection	6,940			6,940
19100/029 Inter View Fund	76,130			76,130
19100/030 Trunover Tax Payble	5,792,433		1,263,781	7,056,214
19100/031 STP Subsidy	(36,480)	4,722,441	6,689,300	1,930,379
19100/032 Gosti Bima Pro	396,201	2,266,519	1,888,114	17,796
19100/033 Road Cess. (12 Paisa)	(82)			(82)
19100/034 Education Cess(Zila)	199,624		35,344	234,967
19100/035 Education Cess(Thana)	117,201		28,536	145,737
19100/036 Growers WelFare Fund	5,499		24,087	29,586
19100/037 Suspense A/c	10,000			10,000
19100/039 Ponno Seba 4702		510,000	680,000	170,000
19100/040 Prokolpo Anudan 4701		2,137,500	2,850,000	712,500
Total	43,678,884	92,160,950	93,093,726	44,611,660

Setabganj Suger Mills Ltd.
Trade Creditors
As at June 30, 2019

Annexure-I

Particular	Balance as on 1st July 2018	Addition During the year	Adjustment During the year	Balance as on 30th June 2019
19100/059 Rahim Afroz Battery, Dinajpur	141,469	31,400	-	110,069
19100/062 BITAK	646,500	-	734,232	1,380,732
19100/063 ACI Ltd. Dhaka	1,038,820	-	5,790,000	6,828,820
19100/065 T.S.P Complex Chattagon	14,000,000	-	-	14,000,000
19100/066 F. Rahman Enterprize. Dhaka	454,548	-	1,086,099	1,540,647
19100/067 Meghna Petroleum Chittagon	59,551	-	-	59,551
19100/073 Carona Service Dhaka	2,461,215	-	119,693	2,580,908
19100/073 Nabil & Brothers .Dhaka	21,425	21,425	1,178,041	1,178,041
19100/077 Uddayon Press Dinajpur	95,160	-	2,000	97,160
19100/078 Khaja & Brothers	-	-	104,608	104,608
19100/085 Bangladesh Standard Testing	928,864	-	181,000	1,109,864
19100/086 Nokon Ltd	4,744,790	-	-	4,744,790
19100/088 Satu Pesticide	30,912	-	-	30,912
19100/089 M A Trading Company	9,110	-	-	9,110
19100/090 Aminul Momin, Gobindoganj.	13,250	-	-	13,250
19100/091 Milion Engeraning Workshop	48,000	48,000	81,984	81,984
19100/092 Rajshahi Hardware	589,045	-	-	589,045
19100/095 M/S Delkot Ltd, Dhaka	891,056	-	-	891,056
19100/096 Spark International	3,657	-	-	3,657
19100/099 Business Domain (Bd) Int	1	-	-	1
19100/102 Mishu Enter. Kushtia	223,100	223,100	500,400	500,400
19100/105 Popular Mechinarige	5,800	-	-	5,800
19100/106 HR Traders, Dhaka	743,921	736,165	1,176,438	1,184,194
19100/107 Progoti Eng. Works, Setab.	31,001	31,000	-	1
19100/110 Sadharon Bima (Prov.)	5,698	-	-	5,698
19100/113 Parul Construction	1,169,454	-	-	1,169,454
19100/114 Khan Brothers LTD.	913,750	-	-	913,750
19100/116 Ziaul Haque Riad, Kushtia	17	-	-	17
19100/117 Momtaz Uddin Mondol, Joipurhat	3,231	-	-	3,231
19100/119 Hamco Corporation Ltd.	-	-	568,840	568,840
19100/ 123 Jamuna Fertilizer	7,000,000	-	4,900,000	11,900,000
19100/126 SB Traders, Natore	1	-	-	1
19100/127 Tahsin Enterprise	217,970	-	-	217,970
19100/128 Shohel Limes Ltd.	634,740	-	-	634,740
19100/133 Anwar Traders	33,017	-	-	33,017
19100/134 Maheen Enterprise	421,049	421,049	396,607	396,607
19100/135 Classic Foils Ltd	387,500	-	-	387,500
19100/136 Bengal Engineering	89,320	-	-	89,320
19100/139. Brac Narsari, Dinajpur	603,834	603,834	-	-
19100/141 New Haque Metal Works, Dhaka	550,390	380,390	-	170,000
19100/142 Usha Chemicals	943,170	-	-	943,170
19100/144 Gazi Ware	2,492	-	-	2,492
19100/145 Sonali Flower	114,600	-	-	114,600
19100/146 Chowdury Enterprize	99,450	-	-	99,450
19100/147 Rani Printing & Pakaging	197,078	-	-	197,078
19100/149 Raju Enterprize	46,440	113,336	79,736	12,840
19100/150 Torita Enterprize	282,895	-	-	282,895
19100/152 United Agro	163,200	-	-	163,200
19100/153 Shaha & Sons	19,350	19,350	-	-

19100/155 Unique Bearing	14,286	14,286	-	-
19100/156 ABM Water Tank	1,038,800	-	1,142,000	2,180,800
19100/157 Elin Motors	657,000	-	-	657,000
19100/158 Silicon Computer	53,900	53,900	-	-
19100/159 F Rahman	-	454,548	-	(454,548)
19100/160 Dhaka Leather House	16,800	-	-	16,800
19100/161 Barger Paints	542	-	-	542
19100/162 ACI Motors LTD.	182,000	-	-	182,000
19100/163 BAblu Lime	8,475	-	-	8,475
19100/527, Hamko Corporation Ltd	342,276	339,850	-	2,426
19100/532 Dewan Agro Trading	37,200	37,200	197,090	197,090
19100/599 MHK Enterprize	45,960	45,960	-	-
19100/600 Yoke Corporation	3,970,856	-	-	3,970,856
19100/602 Mayer Doya	-	-	1,267,500	1,267,500
19100/603 Fatama Auto	-	-	36,780	36,780
19100/604 Hobibur Rahman	-	-	1,283,000	1,283,000
19100/605 Kamal Metal Works	-	-	191,000	191,000
19100/606 Hoticultuer Senter	-	-	750,000	750,000
19100/607 Rahman & Sons	-	-	516,910	516,910
19100/736 M/S Mirja Constaction	-	-	745,100	745,100
Total	47,447,936	3,574,793	23,029,058	66,902,200

Setabganj Suger Mills Ltd.
Inter Company Transaction
As at June 30, 2019

Particular	Annexure-J			
	Opening	Addition	Adjustment	Closing
Panchgar Sugar Mills Ltd.	1,772,933	449,180	9,626	2,212,487
Kushtia Sugar Mills Ltd.	906,408	5,000,000	602,731	5,303,676
North Bengal Sugar Mills Ltd.	853,805	56,660	809,354	101,111
Shampur Sugar Mills Ltd. Rangpur	413,057	700,000	216,767	896,290
Carew & Co	9,272,880	46,111,023	6,676,968	48,706,935
Rangpur Sugar Mills Ltd.	410,139	-	561,876	(151,737)
Mobarakgong Sugar Mills Ltd.	17,393	-	-	17,393
Pabna Sugar Mills Ltd.	879,858	-	28,862	850,997
Thakurgaon Sugar Mills Ltd.	3,397,441	291,720	18,190	3,670,971
Zeal Bangla Sugar Mills Ltd.	10,990	211,143	-	222,132
Joypurhat Sugar Mills Ltd.	1,348,924	200,194	92,148	1,456,970
Rajshahi Sugar Mills Ltd.	-	-	-	-
Renwick Jaineswar & Co.	54,742,736	5,875,924	15,455,351	45,163,309
Total	74,026,564	58,895,844	24,471,873	108,450,534

Satabgani Sugar Mills Limited
Satabgani-Dinajpur

Sale of Sugar

Annexure K

Month	Ration		Police		BGB		Fire service		Consumer		Head Office		Army		Free Sales		Total																						
	QTY(MT)	Rate	TK	QTY(MT)	Rate	TK	QTY(MT)	Rate	TK	QTY(MT)	Rate	TK	QTY(MT)	Rate	TK	QTY(MT)	Rate	TK	TK																				
Jul-18	0.50	50000	25000	41.05	50000	2052500	2.00	50000	100000	0.00	0	65000	12	780000	44.00	53,763	2,365,591	190	50000	9500000	291	14,888,091																	
Aug-18	1.50	50000	75000	5.00	50000	250000	1.50	50000	75000	0.00	0	65000	12	780000	44.00	53,763	2,365,591	40	50000	2000000	105	5,595,591																	
Sep-18	0.50	50000	25000	30.00	50000	1500000	1.50	50000	75000	3.15	157500	0	12	65000	780000	44.00	53,763	2,365,591	0	0	0	91	4,903,091																
Oct-18	0.50	50000	25000	16.05	50000	802500	0.00	0	0	4.00	200000	0	0	0	0	44.00	53,763	2,365,591	30	50000	1500000	95	4,993,091																
	0.05	65000	3250	0.00	0	0	0.00	0	0	0.00	0	0	0	0	0.00	-	-	-	0	0	0	0	3,250																
Nov-18	0.50	50000	25000	0.00	0	0	0.00	0	0	0.00	0	0	0	0	43.00	53,763	2,311,828	0	0	0	44	2,336,828																	
Dec-18	0.50	50000	25000	8.30	50000	415000	0.00	0	0	0.00	0	0	0	0	43.00	53,763	2,311,828	416	50000	2080000	468	23,551,828																	
Jan-19	0.50	50000	25000	40.25	50000	2012500	1.50	50000	75000	3.40	170000	0	0	0	43.00	53,763	2,311,828	224	50000	1120000	313	15,794,328																	
Feb-19	0.50	50000	25000	0.00	0	0	0.00	0	0	0.00	0	0	0	0	43.00	53,763	2,311,828	901	50000	4505000	945	47,386,828																	
Mar-19				35.80	50000	1790000	1.00	50000	50000	0.00	0	0	0	0	43.00	53,763	2,311,828	55	50000	2750000	138	7,071,828																	
Apr-19	0.50	50000	25000	12.75	50000	637500	0.00	0	0	0.00	0	24	65000	1560000	43.00	53,763	2,311,828	0	0	0	80	4,534,328																	
May-19	1.50	50000	75000	0.00	0	0	1.00	50000	50000	0.00	0	47	65000	3055000	43.00	53,763	2,311,828	0	0	0	118	6,741,828																	
Jun-19	0.00	0	0	0.00	0	0	0.00	0	0	0.40	26000	0	0	0	0.00	-	-	0	0	0	0	26,000																	
Jul-19	0.00	0	0	10.00	50000	500000	1.00	50000	50000	5.00	250000	11	65000	715000	43.00	53,763	2,311,828	75.05	50000	3752500	149	7,764,328																	
Total	7.05		353250	199.20		9960000	9.50		475000	13.65	682500	118	85000	910000	520.00	27,956,989	2,835	9652500.00					144,581,239																
																		Sales Return from Head Office																					
																		1841000		1841000		1841000		1841000		1841000		1841000		1841000		1841000		1841000		1841000		1841000	
																		14		14		14		14		14		14		14		14		14		14		14	
																		7870000		7870000		7870000		7870000		7870000		7870000		7870000		7870000		7870000		7870000		7870000	
																		9100000		9100000		9100000		9100000		9100000		9100000		9100000		9100000		9100000		9100000		9100000	
																		2,835		2,835		2,835		2,835		2,835		2,835		2,835		2,835		2,835		2,835		2,835	
																		9652500.00		9652500.00		9652500.00		9652500.00		9652500.00		9652500.00		9652500.00		9652500.00		9652500.00		9652500.00		9652500.00	
																		145,491,239		145,491,239		145,491,239		145,491,239		145,491,239		145,491,239		145,491,239		145,491,239		145,491,239		145,491,239		145,491,239	
																		142,624,239		142,624,239		142,624,239		142,624,239		142,624,239		142,624,239		142,624,239		142,624,239		142,624,239		142,624,239		142,624,239	
																		144,581,239		144,581,239		144,581,239		144,581,239		144,581,239		144,581,239		144,581,239		144,581,239		144,581,239		144,581,239		144,581,239	
																		1,956,989		1,956,989		1,956,989		1,956,989		1,956,989		1,956,989		1,956,989		1,956,989		1,956,989		1,956,989		1,956,989	
																		Gross		Gross		Gross		Gross		Gross		Gross		Gross		Gross		Gross		Gross		Gross	
																		Less: Army tax		Less: Army tax		Less: Army tax		Less: Army tax		Less: Army tax		Less: Army tax		Less: Army tax		Less: Army tax		Less: Army tax		Less: Army tax		Less: Army tax	
																		Net		Net		Net		Net		Net		Net		Net		Net		Net		Net		Net	

Setabganj -Dinajpur

Sale of Molasses

Annexure-L

S/No	Name of party	Date	Molasses		Total(MT)	rate	Amount	VAT & AIT & Income tax				Net Value
			Steel	paka				15%	4+5%	1%	5%	
1	Managing Director(Keru & Co)	24.10.2018	500	-	500	13,100	6,550,000	786,000	209,600	52,400	262,000	5,240,000
2	M/S Momtaz Uddin Mondol, Father: Jasim Uddin Mondol, Sador road Joypurhat	09-01-19	1,000	-	1,000	5,300	5,300,000	630,952	210,317	42,063	210,317	4,206,349
3	M/S Ramjan Ali, Father: Pashor Ali, Thakurgaon	07-02-19	-	280	280	2,700	756,000	90,000	30,000	6,000	30,000	600,000
4	M/S R R Enterprize, Pro: Afia Sultana, Chakrampur, Natore sadar	07-03-19	500	-	500	8,311	4,155,500	494,702	164,901	32,980	164,901	3,298,016
5	Md. Akter Ali, Father Late Jamir Uddin, T & T road, Setabganj	04-05-19	-	102	102	4,111	420,062	50,008	16,669	3,334	16,669	333,382
Total			2000	382.18	2382.18		17181562.00	2,051,663	631,487	136,777	683,887	13,677,747

১৭০.৬২
১৬১.৯৬