

Dear Shareholders,

We are pleased to furnish the 3rd quarter unaudited financial statement for the period 1st July 2019 to 31st March, 2020 for your kind information.

BALANCE SHEET (UNAUDITED) AS AT 31st March 2020.

(Figure in lac Taka)

Particulars	31 st March 2020	30 th June, 2019
Fixed Asset (W.D.V) (Note-VI)	1033.91	1090.07
Long term investment Loans & Advance		
Long term prepayment & Deffered cost		
Current Assets (Note-IV)	4451.52	4039.58
Less: Current Liabilities (Note-III)	25343.07	22303.78
Net working capital	(20891.55)	(18264.20)
Net Assets	(19857.64)	(17174.13)
Financed by:		
Long term liabilities	19292.05	19292.05
Share capital	600.00	600.00
Retained earning	(40675.10)	(37991.59)
Capital reserve	18.15	18.15
Equity fund	907.26	907.26
	(19857.64)	(17174.13)

Net Assets Value Per Share (NAVPS)	(652.49)	(607.77)
Number of Shares used to compute NAVPS	6000000	6000000

Statement of Profit & Loss & Other Comprehensive Income (UNAUDITED)

For the period ended 31st March, 2020.

(Figure in lac Taka)

Particulars	July to March, 2020	July to March '19	January to March '20	January to March '19
Sales (Note-II)	3024.52	1885.97	1186.06	960.33
Less : Cost of Goods Sold (Note -I)	4199.79	4033.43	1169.96	1826.62
Gross Profit / (Loss)	(1175.27)	(2147.46)	16.10	(866.29)
Less : Operating Expenses :				
General Administrative Expenses (Note-VII)	140.45	117.39	42.47	36.43
Selling & distribution expenses (Note-VIII)	7.60	6.85	3.40	3.55
Financial expenses (Note-V)	1285.89	1200.30	497.82	434.89
Depreciation expenses	56.16	66.42	18.72	22.14
Net operating Expenses:	1490.10	1390.96	562.41	497.01
Operating Profit/(Loss) for the period	(2665.37)	(3538.42)	(546.31)	(1363.30)
Add : Income from Experimental Farm	0.00	0.00	0.00	0.00
Add : Other Income	0.00	0.00	0.00	0.00
Net Profit before WPPF	(2665.37)	(3538.42)	(546.31)	(1363.30)
Less: WPPF				
Net Profit/(Loss) for the period	(2665.37)	(3538.42)	(546.31)	(1363.30)
Less: Minimum tax on turnover	18.14	0.83	7.12	0.00
Net Profit/(Loss) for the period	(2683.51)	(3539.25)	(553.43)	(1363.30)
Earning per share (EPS)	(44.72)	(58.99)	(9.22)	(22.72)
Number of Shares used to compute EPS	6000000	6000000	6000000	6000000

General Manager (Finance) Company secretary Managing Director

Director Director

ZEAL BANGLA SUGAR MILLS LTD.

P.O. DEWANGANJ CHINIKAL, DIST. JAMALPUR

CASH FLOW STATEMENT(UNAUDITED)

For the 3rd quarter ended 31st March, 2020 .

(Figure in lac Taka)

Particulars	Current 3 rd quarter year ended 31 st March, 2020	Previous 3 rd Quarter year ended 31 st March'19
CASH FLOW FROM OPERATING ACTIVITIES		
Collection from sales and other income(note-II)	3024.52	1885.97
Payment for cost & expenses	(5633.73)	(5357.97)
Income tax paid or deducted		
	(2609.21)	(3472.00)
CASH FLOW FROM INVESTMENT ACTIVITIES:		
Acquisition of fixed assets		
Acquisition of long term/Short term assets		
Sale proceeds of long term assets		
CASH FLOW FROM FINANCIAL ACTIVITIES		
Income of share at per/Premium		
Loan received	2581.29	3453.93
Loan re-paid		
Dividend paid		
	2581.29	3453.93
NET Cash inflow/out flow for the period	(27.92)	(18.07)
Opening cash & Bank balance	32.86	55.77
Closing cash & bank balance	4.94	37.70

Net operating cash flow per share(NOCFPS) (43.49) (57.87)

Number of Shares used to compute NOCFPS 6000000 6000000

STATEMENT OF CHANGES IN EQUITY(UNAUDITED)


for the period ended 31st March, 2020 .


Particulars	Paid up-Capital	Capital Reserve	Equity fund	Grants	Accumulated Loss	Total
Balance as on 1 st July, 2019	600	18.15	907.26		(37991.59)	(36466.18)
Adjustment during the period						
Net loss for the period					(2683.51)	(2683.51)
Balance as on 31 st March, 2020	600	18.15	907.26		(40675.10)	(39149.69)


STATEMENT OF CHANGES IN EQUITY(UNAUDITED)

for the period ended 31st March, 2019.

Particulars	Paid up-Capital	Capital Reserve	Equity fund	Grants	Accumulated Loss	Total
Balance as on 1 st July, 2018	600	18.15	907.26		(30872.74)	(29347.33)
Adjustment during the period						
Net loss for the period					(3539.25)	(3539.25)
Balance as on 31 st March, 2019	600	18.15	907.26		(34411.99)	(32886.58)

 General Manager (Finance)

 Company secretary

 Managing Director

 Director

Director

ZEAL BANGLA SUGAR MILLS LTD.

Chinishilpa Bhaban (5th Floor), Share Office
3 Dilkusha, C/A, Dhaka – 1000.

This is for your kind information that the Board of Directors of Zeal Bangla Sugar Mills Ltd. In its meeting held on June 18, 2020 at 2:00 p.m. has approved 3rd Quarter (un-audited) Financial Statements of the Company for the financial year 2019-2020. The significant features of the said Financial Statements and other major decisions of the meeting were as follows:

1. Financial position of the company:

Particulars	1 st July 2019 to 31 st March 2020	1 st July 2018 to 31 st March 2019	1 st Jan 2020 to 31 st March 2020	1 st Jan 2019 to 31 st March 2019
Earnings Per Share (EPS)	(44.72)	(58.99)	(9.22)	(22.72)

Particulars	31 st March 2020	30 th June 2019
Net Asset Value (NAV) Per Share	(652.49)	(607.77)

Particulars	1 st July 2019 to 31 st March 2020	1 st July 2018 to 31 st March 2019
Net Operating Cash Flow Per Share (NOCFS)	(43.49)	(57.87)

2. Recommendation for dividend : No dividend declaration.

By order of the Board of Director


Laily Akhter
Deputy Manager (Company Affairs)
and
Company Secretary (ZBSM)
Incharge